



WEAR	NORMAL
CONTAMINATION	NORMAL
FLUID CONDITION	NORMAL

Area

(Llw2027)

Machine Id

429039 - 402454

Component

Diesel Engine

Fluid

PETRO CANADA DURON SHP 15W40 (--- GAL)

RECOMMENDATION

Resample at the next service interval to monitor.

Test	UOM	Method	Limit/Abn	Current	History1	History2
Sample Number		Client Info		GFL0121231	GFL0090969	GFL0090960
Sample Date		Client Info		10 Jun 2024	09 Jan 2024	16 Nov 2023
Machine Age	hrs	Client Info		0	10542	10530
Oil Age	hrs	Client Info		0	53634	10530
Filter Age	hrs	Client Info		0	0	0
Oil Changed		Client Info		N/A	Changed	Changed
Filter Changed		Client Info		N/A	Changed	Changed
Sample Status				NORMAL	NORMAL	NORMAL

WEAR

All component wear rates are normal.

Iron	ppm	ASTM D5185m	>165	7	3	13
Chromium	ppm	ASTM D5185m	>5	0	0	<1
Nickel	ppm	ASTM D5185m	>4	0	<1	0
Titanium	ppm	ASTM D5185m	>2	6	0	<1
Silver	ppm	ASTM D5185m	>2	0	0	0
Aluminum	ppm	ASTM D5185m	>20	2	1	2
Lead	ppm	ASTM D5185m	>150	0	<1	2
Copper	ppm	ASTM D5185m	>90	<1	<1	2
Tin	ppm	ASTM D5185m	>5	<1	<1	<1
Vanadium	ppm	ASTM D5185m		0	0	0
White Metal	scalar	*Visual	NONE	NONE	NONE	NONE
Yellow Metal	scalar	*Visual	NONE	NONE	NONE	NONE

CONTAMINATION

There is no indication of any contamination in the oil.

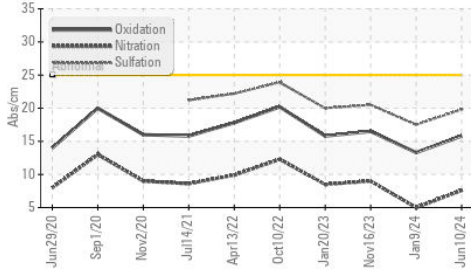
Silicon	ppm	ASTM D5185m	>35	7	5	6
Potassium	ppm	ASTM D5185m	>20	6	2	4
Fuel		WC Method	>3.0	<1.0	<1.0	<1.0
Water		WC Method	>0.2	NEG	NEG	NEG
Glycol		WC Method		NEG	NEG	NEG
Soot %	%	*ASTM D7844	>7.5	0.2	0.1	0.4
Nitration	Abs/cm	*ASTM D7624	>20	7.6	5.0	9.0
Sulfation	Abs/.1mm	*ASTM D7415	>30	19.8	17.5	20.5
Silt	scalar	*Visual	NONE	NONE	NONE	NONE
Debris	scalar	*Visual	NONE	NONE	NONE	NONE
Sand/Dirt	scalar	*Visual	NONE	NONE	NONE	NONE
Appearance	scalar	*Visual	NORML	NORML	NORML	NORML
Odor	scalar	*Visual	NORML	NORML	NORML	NORML
Emulsified Water	scalar	*Visual	>0.2	NEG	NEG	NEG

FLUID CONDITION

The BN result indicates that there is suitable alkalinity remaining in the oil. The condition of the oil is acceptable for the time in service.

Sodium	ppm	ASTM D5185m		3	<1	2
Boron	ppm	ASTM D5185m	0	71	9	0
Barium	ppm	ASTM D5185m	0	0	0	0
Molybdenum	ppm	ASTM D5185m	60	26	55	60
Manganese	ppm	ASTM D5185m	0	<1	<1	<1
Magnesium	ppm	ASTM D5185m	1010	434	933	1007
Calcium	ppm	ASTM D5185m	1070	1696	991	1066
Phosphorus	ppm	ASTM D5185m	1150	1010	1116	960
Zinc	ppm	ASTM D5185m	1270	1203	1267	1283
Sulfur	ppm	ASTM D5185m	2060	3797	3214	2892
Oxidation	Abs/.1mm	*ASTM D7414	>25	15.8	13.3	16.5
Base Number (BN)	mg KOH/g	ASTM D2896	9.8	8.5	8.9	8.4
Visc @ 100°C	cSt	ASTM D445	15.4	13.3	14.3	13.7

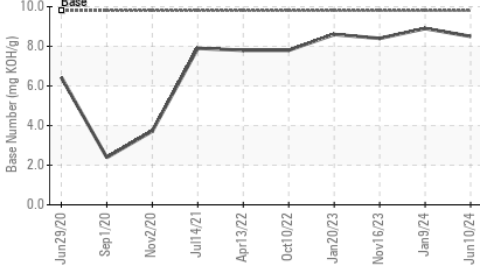
FT-IR (Direct Trend)



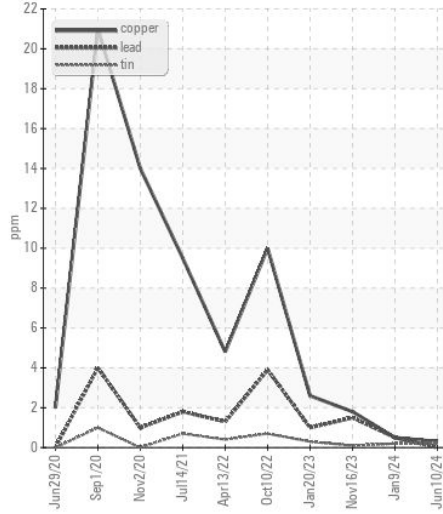
Ferrous Alloys



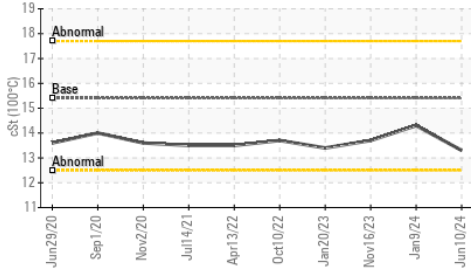
Base Number



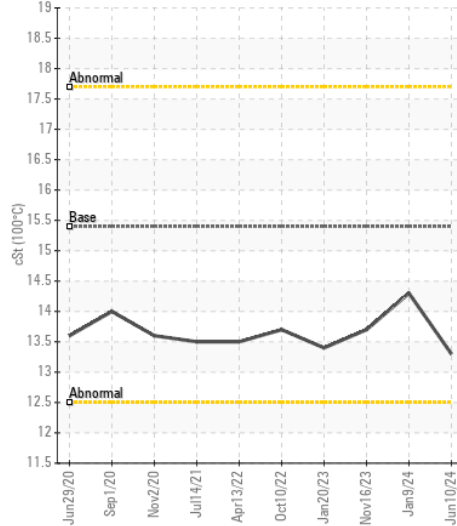
Non-ferrous Metals



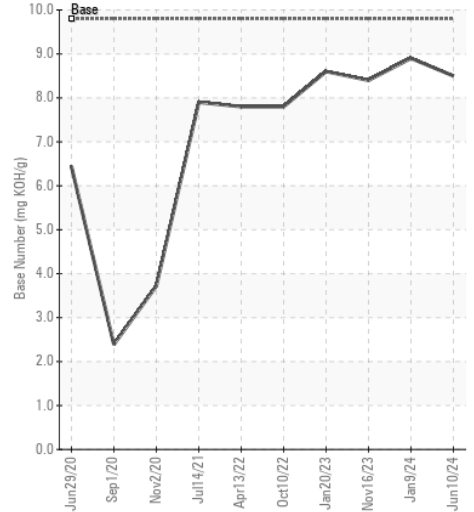
Viscosity @ 100°C



Viscosity @ 100°C



Base Number



Certificate L2367

Laboratory : WearCheck USA - 501 Madison Ave., Cary, NC 27513
Sample No. : GFL0121231
Lab Number : 06214390
Unique Number : 11087254
Test Package : FLEET

Received : 19 Jun 2024
Tested : 20 Jun 2024
Diagnosed : 21 Jun 2024 - Don Baldrige

GFL Environmental - 814 - Little Rock Hauling
 4005 Hwy 161 N.
 Little Rock, AR
 US 72117
 Contact: Brad Koenig
 bkoenig@gflenv.com

To discuss this sample report, contact Customer Service at 1-800-237-1369.

* - Denotes test methods that are outside of the ISO 17025 scope of accreditation.

Statements of conformity to specifications are based on the simple acceptance decision rule (JCGM 106:2012)

T:
F: