



# LIEBHERR

## OIL ANALYSIS REPORT

WEAR	<b>NORMAL</b>
CONTAMINATION	<b>NORMAL</b>
FLUID CONDITION	<b>NORMAL</b>



Machine Id  
**LIEBHERR LH50 145582-1216**  
Component  
**Transmission (Manual)**  
Fluid  
**SAE 10W40 (--- GAL)**

### RECOMMENDATION

Resample at the next service interval to monitor. Please specify the brand, type, and viscosity of the oil on your next sample.

Test	UOM	Method	Limit/Abn	Current	History1	History2
Sample Number		Client Info		<b>LH0273648</b>	LH0272943	LH0243267
Sample Date		Client Info		<b>06 Jun 2024</b>	20 Nov 2023	15 Jun 2023
Machine Age	hrs	Client Info		<b>3371</b>	2062	1005
Oil Age	hrs	Client Info		<b>1000</b>	0	0
Filter Age	hrs	Client Info		<b>0</b>	0	0
Oil Changed		Client Info		<b>Changed</b>	Changed	Changed
Filter Changed		Client Info		<b>N/A</b>	N/A	N/A
Sample Status				<b>NORMAL</b>	NORMAL	NORMAL

### WEAR

All component wear rates are normal.

Iron	ppm	ASTM D5185m	>200	<b>10</b>	8	11
Chromium	ppm	ASTM D5185m	>5	<b>&lt;1</b>	<1	1
Nickel	ppm	ASTM D5185m	>5	<b>&lt;1</b>	0	<1
Titanium	ppm	ASTM D5185m		<b>&lt;1</b>	0	<1
Silver	ppm	ASTM D5185m	>7	<b>0</b>	0	0
Aluminum	ppm	ASTM D5185m	>25	<b>2</b>	2	4
Lead	ppm	ASTM D5185m	>45	<b>&lt;1</b>	0	2
Copper	ppm	ASTM D5185m	>225	<b>9</b>	12	13
Tin	ppm	ASTM D5185m	>10	<b>&lt;1</b>	0	1
Vanadium	ppm	ASTM D5185m		<b>0</b>	0	0
White Metal	scalar	*Visual	NONE	<b>NONE</b>	NONE	NONE
Yellow Metal	scalar	*Visual	NONE	<b>NONE</b>	NONE	NONE

### CONTAMINATION

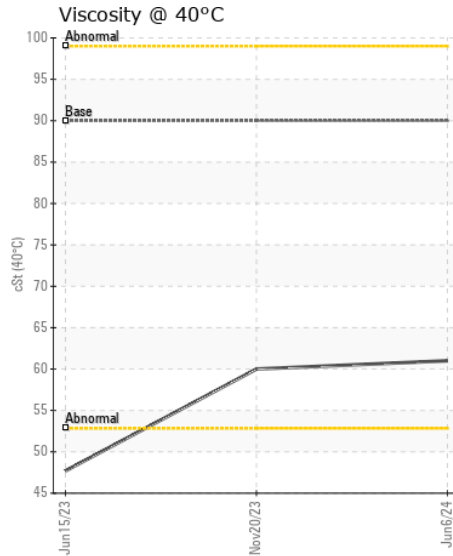
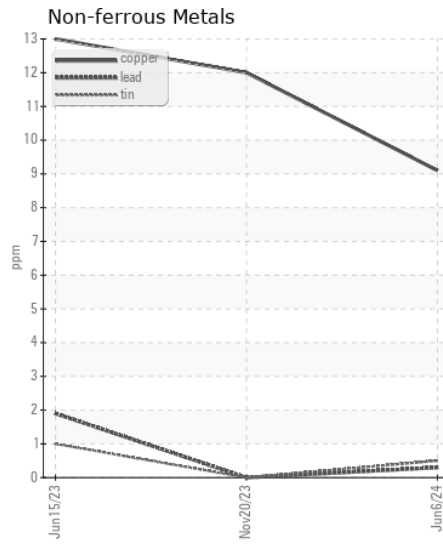
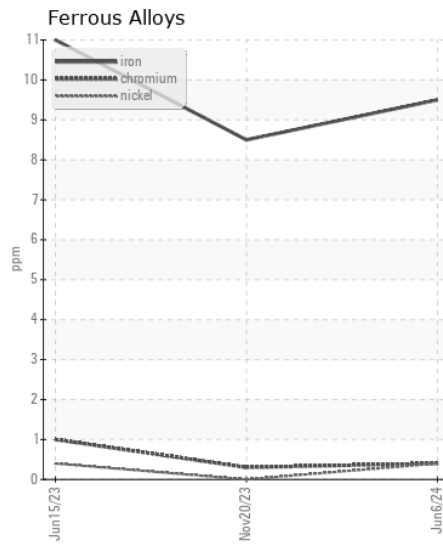
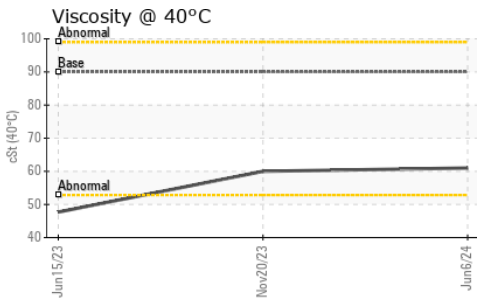
There is no indication of any contamination in the fluid.

Silicon	ppm	ASTM D5185m	>125	<b>4</b>	4	4
Potassium	ppm	ASTM D5185m	>20	<b>3</b>	4	5
Water		WC Method	>0.1	<b>NEG</b>	NEG	NEG
Silt	scalar	*Visual	NONE	<b>NONE</b>	NONE	NONE
Debris	scalar	*Visual	NONE	<b>NONE</b>	NONE	NONE
Sand/Dirt	scalar	*Visual	NONE	<b>NONE</b>	NONE	NONE
Appearance	scalar	*Visual	NORML	<b>NORML</b>	NORML	NORML
Odor	scalar	*Visual	NORML	<b>NORML</b>	NORML	NORML
Emulsified Water	scalar	*Visual	>0.1	<b>NEG</b>	NEG	NEG

### FLUID CONDITION

The condition of the fluid is acceptable for the time in service.

Sodium	ppm	ASTM D5185m	>401	<b>18</b>	27	50
Boron	ppm	ASTM D5185m		<b>136</b>	47	6
Barium	ppm	ASTM D5185m		<b>1</b>	<1	0
Molybdenum	ppm	ASTM D5185m		<b>6</b>	8	1
Manganese	ppm	ASTM D5185m		<b>6</b>	5	11
Magnesium	ppm	ASTM D5185m		<b>401</b>	75	13
Calcium	ppm	ASTM D5185m		<b>1977</b>	2250	2938
Phosphorus	ppm	ASTM D5185m		<b>925</b>	917	942
Zinc	ppm	ASTM D5185m		<b>1013</b>	1051	1083
Sulfur	ppm	ASTM D5185m		<b>4949</b>	6047	8772
Visc @ 40°C	cSt	ASTM D445	90.0	<b>61.0</b>	60.0	47.7



Certificate L2367

**Laboratory** : WearCheck USA - 501 Madison Ave., Cary, NC 27513

**Sample No.** : LH0273648

**Lab Number** : 06215179

**Unique Number** : 11088043

**Test Package** : CONST

**Received** : 19 Jun 2024

**Tested** : 20 Jun 2024

**Diagnosed** : 20 Jun 2024 - Wes Davis

**RECO EQUIPMENT INC**

10461 GRAND RIVER RD

BRIGHTON, MI

US 48116

Contact: MATT VISEL

MVISEL@RECOEQUIP.COM

T: (810)299-1731

F:

To discuss this sample report, contact Customer Service at 1-800-237-1369.

\* - Denotes test methods that are outside of the ISO 17025 scope of accreditation.

Statements of conformity to specifications are based on the simple acceptance decision rule (JCGM 106:2012)