



# ASCENDUM

## OIL ANALYSIS REPORT

WEAR	<b>NORMAL</b>
CONTAMINATION	<b>NORMAL</b>
FLUID CONDITION	<b>NORMAL</b>



Area  
**Ascendum Machinery**  
Machine Id  
**VOLVO L120H RL67 (S/N L120HV632516)**  
Component  
**Transmission (Auto)**  
Fluid  
**VOLVO AT 102 (12 GAL)**

### RECOMMENDATION

Resample at the next service interval to monitor.

Test	UOM	Method	Limit/Abn	Current	History1	History2
Sample Number		Client Info		<b>ASC0011275</b>	ASC0006111	VCP414692
Sample Date		Client Info		<b>17 Jun 2024</b>	01 Dec 2023	15 Sep 2023
Machine Age	hrs	Client Info		<b>10019</b>	9458	8981
Oil Age	hrs	Client Info		<b>2019</b>	790	313
Filter Age	hrs	Client Info		<b>2019</b>	0	0
Oil Changed		Client Info		<b>Not Changed</b>	Not Changed	Not Changed
Filter Changed		Client Info		<b>Not Changed</b>	Not Changed	Not Changed
Sample Status				<b>NORMAL</b>	NORMAL	NORMAL

### WEAR

All component wear rates are normal.

Iron	ppm	ASTM D5185m	>160	<b>45</b>	34	27
Chromium	ppm	ASTM D5185m	>5	<b>&lt;1</b>	<1	<1
Nickel	ppm	ASTM D5185m	>5	<b>&lt;1</b>	<1	0
Titanium	ppm	ASTM D5185m		<b>1</b>	<1	0
Silver	ppm	ASTM D5185m	>5	<b>0</b>	0	0
Aluminum	ppm	ASTM D5185m	>50	<b>7</b>	5	4
Lead	ppm	ASTM D5185m	>50	<b>&lt;1</b>	0	<1
Copper	ppm	ASTM D5185m	>225	<b>18</b>	4	4
Tin	ppm	ASTM D5185m	>10	<b>&lt;1</b>	0	0
Vanadium	ppm	ASTM D5185m		<b>0</b>	0	0
White Metal	scalar	*Visual	NONE	<b>NONE</b>	NONE	NONE
Yellow Metal	scalar	*Visual	NONE	<b>NONE</b>	NONE	NONE

### CONTAMINATION

There is no indication of any contamination in the fluid.

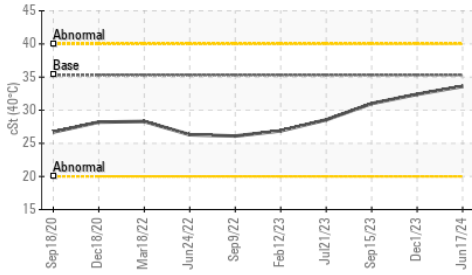
Silicon	ppm	ASTM D5185m	>20	<b>7</b>	4	5
Potassium	ppm	ASTM D5185m	>20	<b>2</b>	2	<1
Water		WC Method	>0.1	<b>NEG</b>	NEG	NEG
Silt	scalar	*Visual	NONE	<b>NONE</b>	NONE	NONE
Debris	scalar	*Visual	NONE	<b>NONE</b>	NONE	NONE
Sand/Dirt	scalar	*Visual	NONE	<b>NONE</b>	NONE	NONE
Appearance	scalar	*Visual	NORML	<b>NORML</b>	NORML	NORML
Odor	scalar	*Visual	NORML	<b>NORML</b>	NORML	NORML
Emulsified Water	scalar	*Visual	>0.1	<b>NEG</b>	NEG	NEG

### FLUID CONDITION

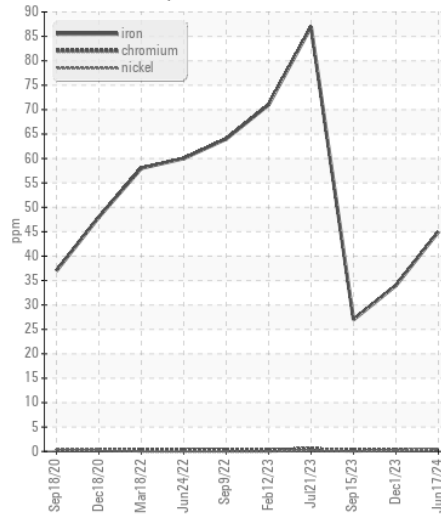
The condition of the fluid is acceptable for the time in service.

Sodium	ppm	ASTM D5185m		<b>2</b>	1	2
Boron	ppm	ASTM D5185m	187	<b>61</b>	63	73
Barium	ppm	ASTM D5185m	0.0	<b>1</b>	0	0
Molybdenum	ppm	ASTM D5185m	0.0	<b>15</b>	11	8
Manganese	ppm	ASTM D5185m	0.0	<b>2</b>	1	1
Magnesium	ppm	ASTM D5185m	6.8	<b>214</b>	147	93
Calcium	ppm	ASTM D5185m	215	<b>369</b>	298	238
Phosphorus	ppm	ASTM D5185m	445	<b>408</b>	352	290
Zinc	ppm	ASTM D5185m	56	<b>313</b>	206	146
Sulfur	ppm	ASTM D5185m	1336	<b>1654</b>	1855	1651
Visc @ 40°C	cSt	ASTM D445	35.3	<b>33.6</b>	32.4	31.0

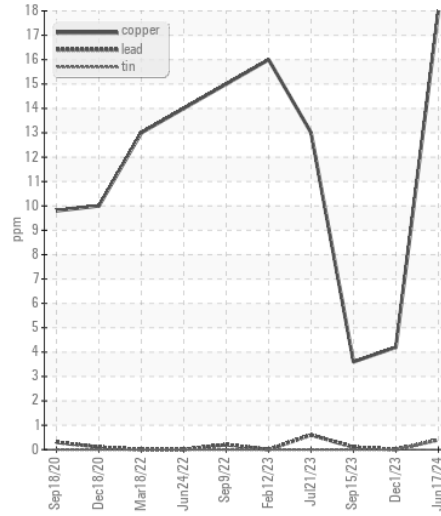
Viscosity @ 40°C



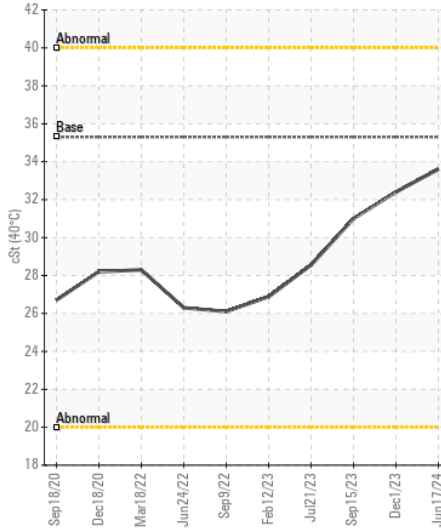
Ferrous Alloys



Non-ferrous Metals



Viscosity @ 40°C



Certificate L2367

**Laboratory** : WearCheck USA - 501 Madison Ave., Cary, NC 27513  
**Sample No.** : ASC0011275  
**Lab Number** : 06215187  
**Unique Number** : 11088051  
**Test Package** : CONST

**Received** : 19 Jun 2024  
**Tested** : 20 Jun 2024  
**Diagnosed** : 21 Jun 2024 - Sean Felton

**HILCO TRANSPORT**  
 7700 KENMONT RD  
 GREENSBORO, NC  
 US 27409

Contact: MIKE LAUGHEAD  
 mlaughead@hilcotransport.com  
 T: (336)273-9441  
 F: (336)273-9701

To discuss this sample report, contact Customer Service at 1-800-237-1369.

\* - Denotes test methods that are outside of the ISO 17025 scope of accreditation.

Statements of conformity to specifications are based on the simple acceptance decision rule (JCGM 106:2012)