



WEAR	NORMAL
CONTAMINATION	NORMAL
FLUID CONDITION	NORMAL

Machine Id
422088
 Component
Diesel Engine
 Fluid
PETRO CANADA DURON SHP 15W40 (12 GAL)

RECOMMENDATION

Resample at the next service interval to monitor.

Test	UOM	Method	Limit/Abn	Current	History1	History2
Sample Number		Client Info		GFL0125856	GFL0118654	GFL0110546
Sample Date		Client Info		17 Jun 2024	07 May 2024	01 Apr 2024
Machine Age	hrs	Client Info		12	8	156203
Oil Age	hrs	Client Info		12	200	600
Filter Age	hrs	Client Info		12	200	600
Oil Changed		Client Info		Not Chngd	Not Chngd	Changed
Filter Changed		Client Info		Not Chngd	Not Chngd	Changed
Sample Status				NORMAL	NORMAL	NORMAL

WEAR

Metal levels are typical for a new component breaking in.

Iron	ppm	ASTM D5185m	>100	5	4	12
Chromium	ppm	ASTM D5185m	>20	0	0	<1
Nickel	ppm	ASTM D5185m	>4	<1	0	<1
Titanium	ppm	ASTM D5185m		0	0	<1
Silver	ppm	ASTM D5185m	>3	0	0	<1
Aluminum	ppm	ASTM D5185m	>20	2	2	4
Lead	ppm	ASTM D5185m	>40	<1	0	<1
Copper	ppm	ASTM D5185m	>330	<1	3	2
Tin	ppm	ASTM D5185m	>15	<1	<1	<1
Vanadium	ppm	ASTM D5185m		0	0	<1
White Metal	scalar	*Visual	NONE	NONE	NONE	NONE
Yellow Metal	scalar	*Visual	NONE	NONE	NONE	NONE

CONTAMINATION

There is no indication of any contamination in the oil.

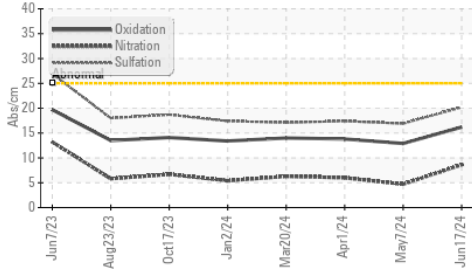
Silicon	ppm	ASTM D5185m	>25	4	5	6
Potassium	ppm	ASTM D5185m	>20	4	0	2
Fuel		WC Method	>5	<1.0	<1.0	<1.0
Water		WC Method	>0.2	NEG	NEG	NEG
Glycol		WC Method		NEG	NEG	NEG
Soot %	%	*ASTM D7844	>3	0.3	0.1	0.3
Nitration	Abs/cm	*ASTM D7624	>20	8.6	4.7	6.0
Sulfation	Abs/.1mm	*ASTM D7415	>30	20.2	16.9	17.4
Silt	scalar	*Visual	NONE	NONE	NONE	NONE
Debris	scalar	*Visual	NONE	NONE	NONE	NONE
Sand/Dirt	scalar	*Visual	NONE	NONE	NONE	NONE
Appearance	scalar	*Visual	NORML	NORML	NORML	NORML
Odor	scalar	*Visual	NORML	NORML	NORML	NORML
Emulsified Water	scalar	*Visual	>0.2	NEG	NEG	NEG

FLUID CONDITION

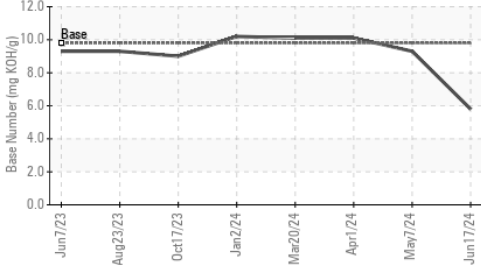
The BN result indicates that there is suitable alkalinity remaining in the oil. The condition of the oil is suitable for further service.

Sodium	ppm	ASTM D5185m		5	1	2
Boron	ppm	ASTM D5185m	0	2	2	2
Barium	ppm	ASTM D5185m	0	0	0	0
Molybdenum	ppm	ASTM D5185m	60	57	60	65
Manganese	ppm	ASTM D5185m	0	<1	1	<1
Magnesium	ppm	ASTM D5185m	1010	976	1026	962
Calcium	ppm	ASTM D5185m	1070	1056	1106	1093
Phosphorus	ppm	ASTM D5185m	1150	1062	1124	986
Zinc	ppm	ASTM D5185m	1270	1287	1316	1213
Sulfur	ppm	ASTM D5185m	2060	3250	3790	3024
Oxidation	Abs/.1mm	*ASTM D7414	>25	16.2	12.9	13.8
Base Number (BN)	mg KOH/g	ASTM D2896	9.8	5.8	9.3	10.1
Visc @ 100°C	cSt	ASTM D445	15.4	13.3	14.3	13.9

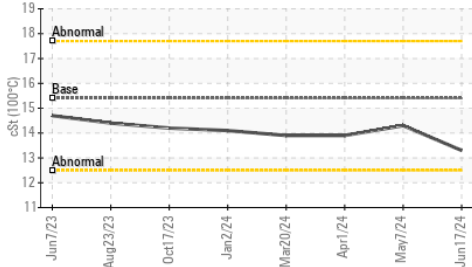
FT-IR (Direct Trend)



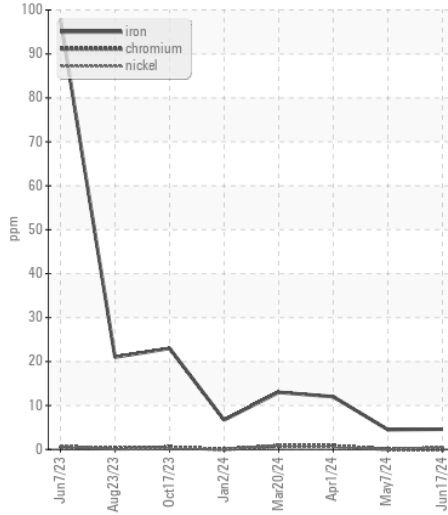
Base Number



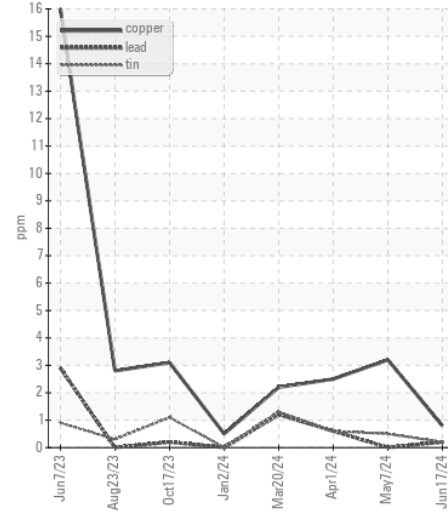
Viscosity @ 100°C



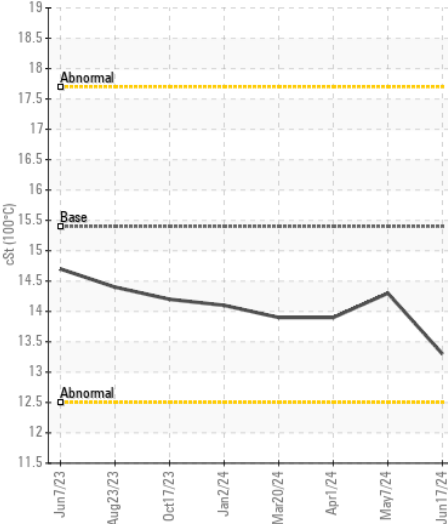
Ferrous Alloys



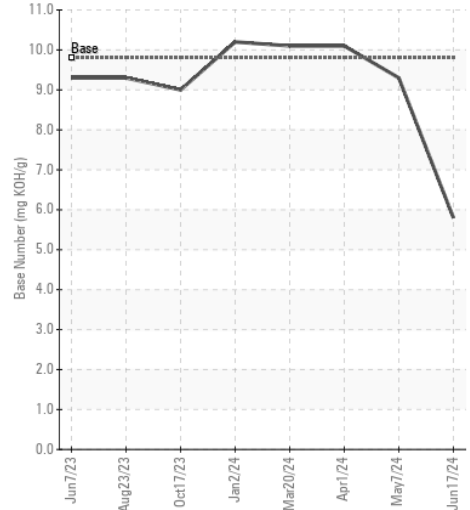
Non-ferrous Metals



Viscosity @ 100°C



Base Number



Certificate L2367

Laboratory : WearCheck USA - 501 Madison Ave., Cary, NC 27513
Sample No. : GFL0125856
Lab Number : 06215435
Unique Number : 11088299
Test Package : FLEET

Received : 20 Jun 2024
Tested : 21 Jun 2024
Diagnosed : 21 Jun 2024 - Wes Davis

GFL Environmental - 166 - Phenix City
 18 Old Brickyard Rd
 Phenix City, AL
 US 36869
 Contact: DEAN PEACE JR
 dean.peace@gflenv.com

To discuss this sample report, contact Customer Service at 1-800-237-1369.

* - Denotes test methods that are outside of the ISO 17025 scope of accreditation.

Statements of conformity to specifications are based on the simple acceptance decision rule (JCGM 106:2012)

T:
F: