



PacLease

OIL ANALYSIS REPORT

WEAR	NORMAL
CONTAMINATION	NORMAL
FLUID CONDITION	NORMAL

Machine Id
8574211
 Component
Diesel Engine
 Fluid
CHEVRON DELO 400 XLE 10W30 (--- GAL)

RECOMMENDATION

Resample at the next service interval to monitor.

Test	UOM	Method	Limit/Abn	Current	History1	History2
Sample Number		Client Info		RPL0014216	RPL0014163	RPL0015951
Sample Date		Client Info		11 Jun 2024	30 Jan 2024	11 Jan 2024
Machine Age	mls	Client Info		161904	149537	148099
Oil Age	mls	Client Info		0	0	0
Filter Age	mls	Client Info		0	0	0
Oil Changed		Client Info		Not Changd	Not Changd	N/A
Filter Changed		Client Info		Not Changd	Not Changd	N/A
Sample Status				NORMAL	NORMAL	NORMAL

WEAR

All component wear rates are normal.

Iron	ppm	ASTM D5185m	>100	18	8	27
Chromium	ppm	ASTM D5185m	>20	<1	<1	<1
Nickel	ppm	ASTM D5185m	>4	<1	<1	0
Titanium	ppm	ASTM D5185m		<1	<1	0
Silver	ppm	ASTM D5185m	>3	0	0	0
Aluminum	ppm	ASTM D5185m	>20	3	1	2
Lead	ppm	ASTM D5185m	>40	<1	0	<1
Copper	ppm	ASTM D5185m	>330	3	<1	2
Tin	ppm	ASTM D5185m	>15	<1	<1	<1
Vanadium	ppm	ASTM D5185m		<1	<1	0
White Metal	scalar	*Visual	NONE	NONE	NONE	NONE
Yellow Metal	scalar	*Visual	NONE	NONE	NONE	NONE

CONTAMINATION

There is no indication of any contamination in the oil.

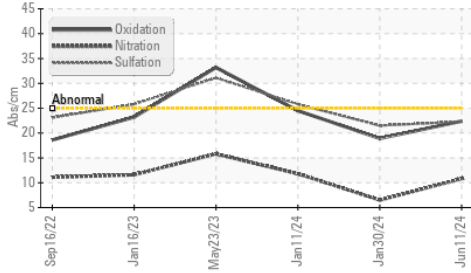
Silicon	ppm	ASTM D5185m	>25	9	7	6
Potassium	ppm	ASTM D5185m	>20	4	3	6
Fuel		WC Method	>5	<1.0	<1.0	<1.0
Water		WC Method	>0.2	NEG	NEG	NEG
Glycol		WC Method		NEG	NEG	NEG
Soot %	%	*ASTM D7844	>3	0.4	0.1	0.5
Nitration	Abs/cm	*ASTM D7624	>20	10.8	6.5	11.8
Sulfation	Abs/.1mm	*ASTM D7415	>30	22.3	21.5	25.8
Silt	scalar	*Visual	NONE	NONE	NONE	NONE
Debris	scalar	*Visual	NONE	NONE	NONE	NONE
Sand/Dirt	scalar	*Visual	NONE	NONE	NONE	NONE
Appearance	scalar	*Visual	NORML	NORML	NORML	NORML
Odor	scalar	*Visual	NORML	NORML	NORML	NORML
Emulsified Water	scalar	*Visual	>0.2	NEG	NEG	NEG

FLUID CONDITION

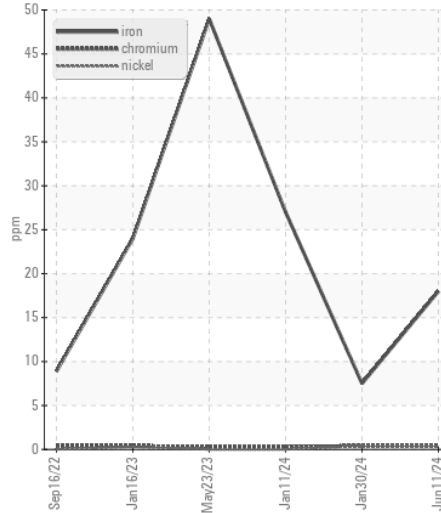
The BN result indicates that there is suitable alkalinity remaining in the oil. The condition of the oil is suitable for further service.

Sodium	ppm	ASTM D5185m		1	<1	2
Boron	ppm	ASTM D5185m		30	60	17
Barium	ppm	ASTM D5185m		0	<1	0
Molybdenum	ppm	ASTM D5185m		43	37	16
Manganese	ppm	ASTM D5185m		<1	<1	<1
Magnesium	ppm	ASTM D5185m		620	500	706
Calcium	ppm	ASTM D5185m	2900	1868	1524	1371
Phosphorus	ppm	ASTM D5185m	1100	872	749	755
Zinc	ppm	ASTM D5185m	1200	1053	842	886
Sulfur	ppm	ASTM D5185m	4000	3049	2599	2932
Oxidation	Abs/.1mm	*ASTM D7414	>25	22.4	18.9	24.5
Base Number (BN)	mg KOH/g	ASTM D2896	10.3	7.4	9.8	4.2
Visc @ 100°C	cSt	ASTM D445	11.9	11.7	11.3	12.2

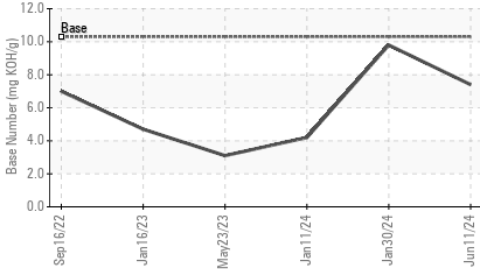
FT-IR (Direct Trend)



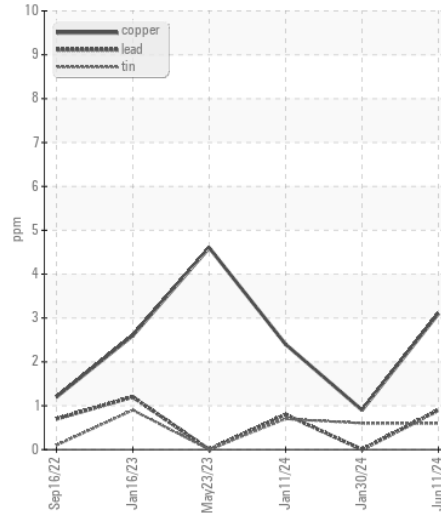
Ferrous Alloys



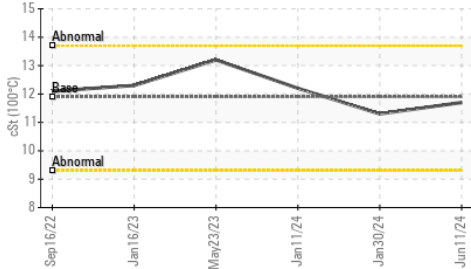
Base Number



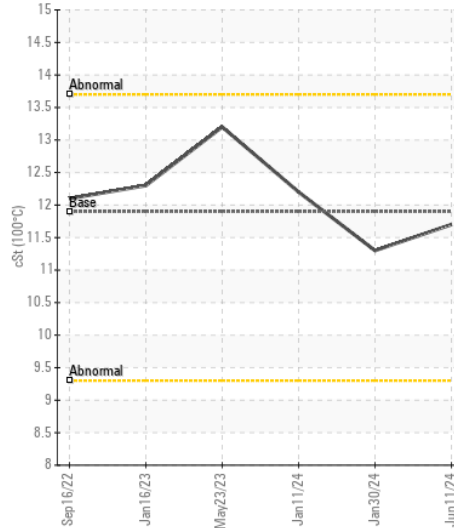
Non-ferrous Metals



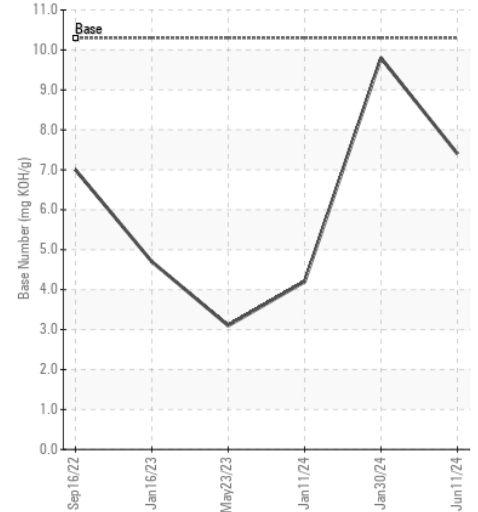
Viscosity @ 100°C



Viscosity @ 100°C



Base Number



Certificate L2367

Laboratory : WearCheck USA - 501 Madison Ave., Cary, NC 27513
Sample No. : RPL0014216
Lab Number : 06215528
Unique Number : 11088392
Test Package : FLEET
Received : 20 Jun 2024
Tested : 21 Jun 2024
Diagnosed : 22 Jun 2024 - Don Baldrige

RTL PACLEASE - 7001 - Houston
 6300 N. Loop East
 Houston, TX
 US 77026
 Contact: RODNEY BRIGGS
 briggs@rushenterprises.com

To discuss this sample report, contact Customer Service at 1-800-237-1369.

* - Denotes test methods that are outside of the ISO 17025 scope of accreditation.

Statements of conformity to specifications are based on the simple acceptance decision rule (JCGM 106:2012)

T:
F: