



WEAR	NORMAL
CONTAMINATION	NORMAL
FLUID CONDITION	NORMAL

Area
FLEET

Machine Id
26612

Component
Diesel Engine

Fluid
PETRO CANADA DURON SHP 10W30 (--- QTS)

RECOMMENDATION

Resample at the next service interval to monitor. Please specify the component make and model with your next sample.

Test	UOM	Method	Limit/Abn	Current	History1	History2
Sample Number		Client Info		PCA0124521	PCA0118711	PCA0113711
Sample Date		Client Info		07 Jun 2024	14 Mar 2024	04 Jan 2024
Machine Age	mls	Client Info		666760	649510	628627
Oil Age	mls	Client Info		17250	40935	21591
Filter Age	mls	Client Info		17250	20410	21591
Oil Changed		Client Info		Not Chngd	Changed	Not Chngd
Filter Changed		Client Info		Changed	Changed	Changed
Sample Status				NORMAL	NORMAL	NORMAL

WEAR

All component wear rates are normal.

Iron	ppm	ASTM D5185m	>100	21	67	46
Chromium	ppm	ASTM D5185m	>20	<1	1	<1
Nickel	ppm	ASTM D5185m	>4	0	<1	0
Titanium	ppm	ASTM D5185m		<1	<1	0
Silver	ppm	ASTM D5185m	>3	<1	<1	0
Aluminum	ppm	ASTM D5185m	>20	2	4	3
Lead	ppm	ASTM D5185m	>40	1	2	0
Copper	ppm	ASTM D5185m	>330	4	12	11
Tin	ppm	ASTM D5185m	>15	0	2	0
Vanadium	ppm	ASTM D5185m		<1	<1	0
White Metal	scalar	*Visual	NONE	NONE	NONE	NONE
Yellow Metal	scalar	*Visual	NONE	NONE	NONE	NONE

CONTAMINATION

There is no indication of any contamination in the oil.

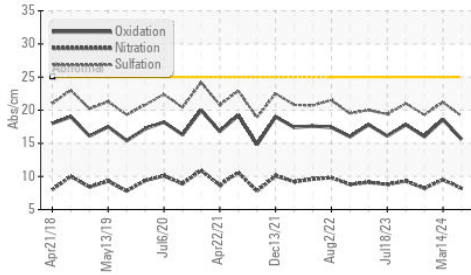
Silicon	ppm	ASTM D5185m	>25	4	7	5
Potassium	ppm	ASTM D5185m	>20	3	3	2
Fuel		WC Method	>5	<1.0	<1.0	<1.0
Water		WC Method	>0.2	NEG	NEG	NEG
Glycol		WC Method		NEG	NEG	NEG
Soot %	%	*ASTM D7844	>3	0.3	0.4	0.2
Nitration	Abs/cm	*ASTM D7624	>20	8.2	9.5	8.2
Sulfation	Abs/.1mm	*ASTM D7415	>30	19.1	21.2	19.3
Silt	scalar	*Visual	NONE	NONE	NONE	NONE
Debris	scalar	*Visual	NONE	NONE	NONE	NONE
Sand/Dirt	scalar	*Visual	NONE	NONE	NONE	NONE
Appearance	scalar	*Visual	NORML	NORML	NORML	NORML
Odor	scalar	*Visual	NORML	NORML	NORML	NORML
Emulsified Water	scalar	*Visual	>0.2	NEG	NEG	NEG

FLUID CONDITION

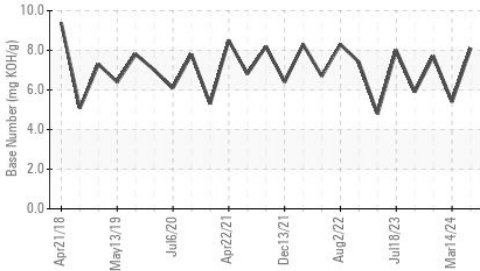
The BN result indicates that there is suitable alkalinity remaining in the oil. The condition of the oil is suitable for further service.

Sodium	ppm	ASTM D5185m		9	10	6
Boron	ppm	ASTM D5185m	2	2	<1	0
Barium	ppm	ASTM D5185m	0	<1	2	0
Molybdenum	ppm	ASTM D5185m	50	58	61	60
Manganese	ppm	ASTM D5185m	0	<1	2	0
Magnesium	ppm	ASTM D5185m	950	1006	902	979
Calcium	ppm	ASTM D5185m	1050	1210	1082	1083
Phosphorus	ppm	ASTM D5185m	995	1103	910	1053
Zinc	ppm	ASTM D5185m	1180	1341	1184	1233
Sulfur	ppm	ASTM D5185m	2600	3617	2633	3222
Oxidation	Abs/.1mm	*ASTM D7414	>25	15.6	18.6	16.0
Base Number (BN)	mg KOH/g	ASTM D2896		8.1	5.4	7.7
Visc @ 100°C	cSt	ASTM D445	12.00	11.2	10.9	11.1

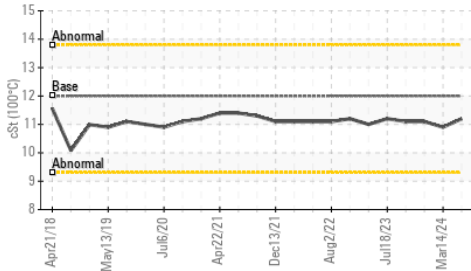
FT-IR (Direct Trend)



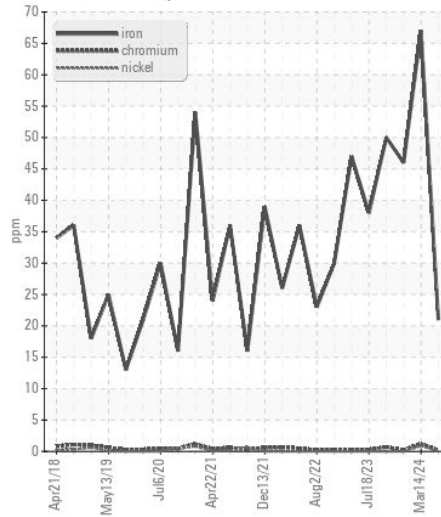
Base Number



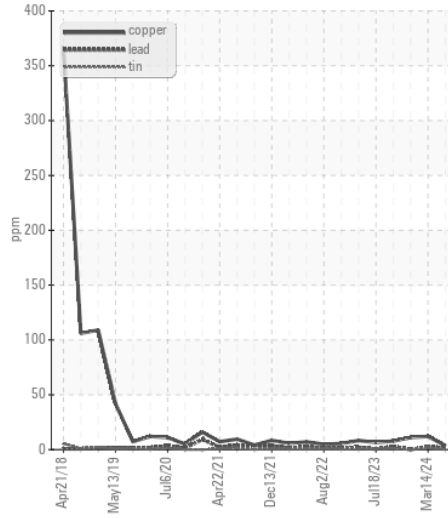
Viscosity @ 100°C



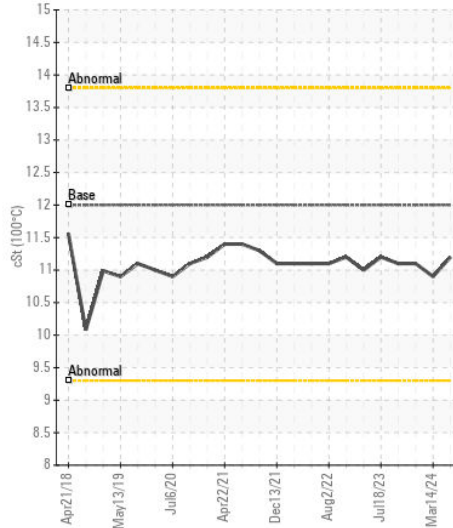
Ferrous Alloys



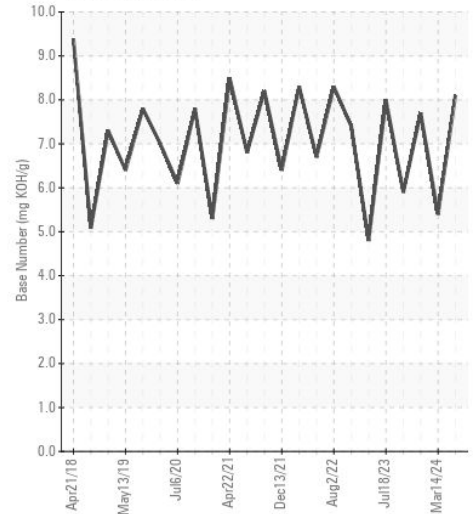
Non-ferrous Metals



Viscosity @ 100°C



Base Number



Certificate L2367

Laboratory : WearCheck USA - 501 Madison Ave., Cary, NC 27513

Sample No. : PCA0124521

Lab Number : 06215548

Unique Number : 11088412

Test Package : FLEET

Received : 20 Jun 2024

Tested : 21 Jun 2024

Diagnosed : 21 Jun 2024 - Wes Davis

PERDUE FARMS - ACCOMAC

22520 LANKFORD HWY

ACCOMAC, VA

US 23301

Contact: PEGGY KIMES

peggy.kimes@perdue.com

T: (757)787-5304

F: (757)787-5208

To discuss this sample report, contact Customer Service at 1-800-237-1369.

* - Denotes test methods that are outside of the ISO 17025 scope of accreditation.

Statements of conformity to specifications are based on the simple acceptance decision rule (JCGM 106:2012)