



WEAR	NORMAL
CONTAMINATION	NORMAL
FLUID CONDITION	NORMAL

Area
FLEET
Machine Id

26616

Component
Diesel Engine

Fluid
PETRO CANADA DURON SHP 10W30 (--- QTS)

RECOMMENDATION

Resample at the next service interval to monitor. Please specify the component make and model with your next sample.

Test	UOM	Method	Limit/Abn	Current	History1	History2
Sample Number		Client Info		PCA0124519	PCA0108213	PCA0102839
Sample Date		Client Info		07 Jun 2024	16 Nov 2023	05 Sep 2023
Machine Age	mls	Client Info		664721	607597	585789
Oil Age	mls	Client Info		38796	21808	39798
Filter Age	mls	Client Info		18616	21808	17366
Oil Changed		Client Info		Changed	Not Changed	Changed
Filter Changed		Client Info		Changed	Changed	Changed
Sample Status				NORMAL	NORMAL	NORMAL

WEAR

All component wear rates are normal.

Iron	ppm	ASTM D5185m	>100	13	8	14
Chromium	ppm	ASTM D5185m	>20	<1	0	<1
Nickel	ppm	ASTM D5185m	>4	0	<1	0
Titanium	ppm	ASTM D5185m		<1	<1	0
Silver	ppm	ASTM D5185m	>3	<1	<1	<1
Aluminum	ppm	ASTM D5185m	>20	4	2	2
Lead	ppm	ASTM D5185m	>40	2	<1	<1
Copper	ppm	ASTM D5185m	>330	3	3	4
Tin	ppm	ASTM D5185m	>15	0	<1	<1
Vanadium	ppm	ASTM D5185m		<1	0	0
White Metal	scalar	*Visual	NONE	NONE	NONE	NONE
Yellow Metal	scalar	*Visual	NONE	NONE	NONE	NONE

CONTAMINATION

There is no indication of any contamination in the oil.

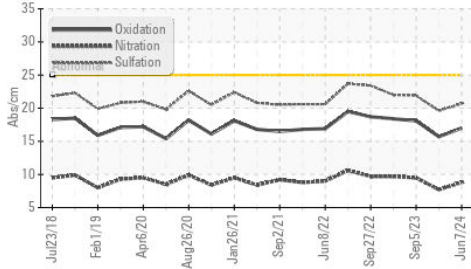
Silicon	ppm	ASTM D5185m	>25	5	4	4
Potassium	ppm	ASTM D5185m	>20	5	3	3
Fuel		WC Method	>5	<1.0	<1.0	<1.0
Water		WC Method	>0.2	NEG	NEG	NEG
Glycol		WC Method		NEG	NEG	NEG
Soot %	%	*ASTM D7844	>3	0.4	0.3	0.4
Nitration	Abs/cm	*ASTM D7624	>20	8.8	7.7	9.5
Sulfation	Abs/.1mm	*ASTM D7415	>30	20.7	19.6	21.9
Silt	scalar	*Visual	NONE	NONE	NONE	NONE
Debris	scalar	*Visual	NONE	NONE	NONE	NONE
Sand/Dirt	scalar	*Visual	NONE	NONE	NONE	NONE
Appearance	scalar	*Visual	NORML	NORML	NORML	NORML
Odor	scalar	*Visual	NORML	NORML	NORML	NORML
Emulsified Water	scalar	*Visual	>0.2	NEG	NEG	NEG

FLUID CONDITION

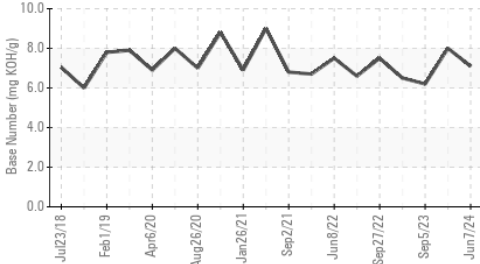
The BN result indicates that there is suitable alkalinity remaining in the oil. The condition of the oil is suitable for further service.

Sodium	ppm	ASTM D5185m		12	4	11
Boron	ppm	ASTM D5185m	2	6	0	3
Barium	ppm	ASTM D5185m	0	0	0	0
Molybdenum	ppm	ASTM D5185m	50	61	60	56
Manganese	ppm	ASTM D5185m	0	<1	0	<1
Magnesium	ppm	ASTM D5185m	950	1003	930	985
Calcium	ppm	ASTM D5185m	1050	1210	1061	1082
Phosphorus	ppm	ASTM D5185m	995	1102	973	976
Zinc	ppm	ASTM D5185m	1180	1326	1210	1250
Sulfur	ppm	ASTM D5185m	2600	3430	3159	3205
Oxidation	Abs/.1mm	*ASTM D7414	>25	17.0	15.7	18.1
Base Number (BN)	mg KOH/g	ASTM D2896		7.1	8.0	6.2
Visc @ 100°C	cSt	ASTM D445	12.00	11.3	11.2	11.0

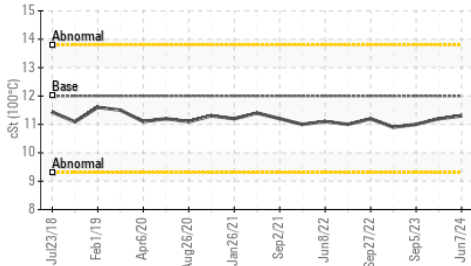
FT-IR (Direct Trend)



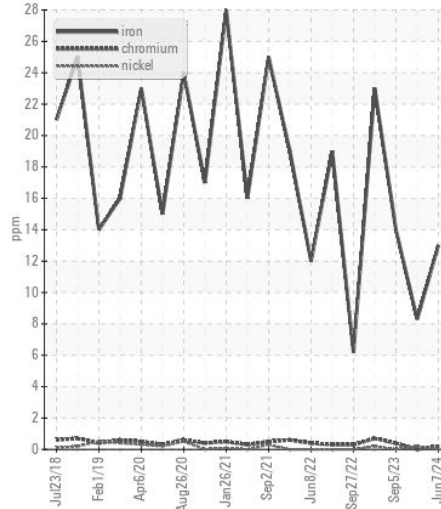
Base Number



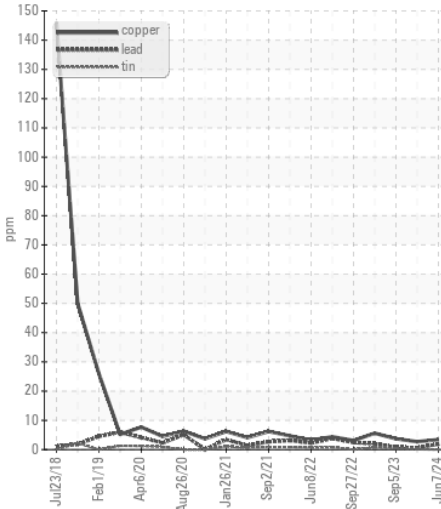
Viscosity @ 100°C



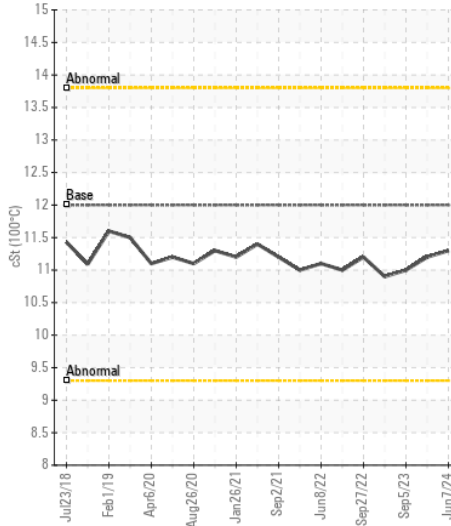
Ferrous Alloys



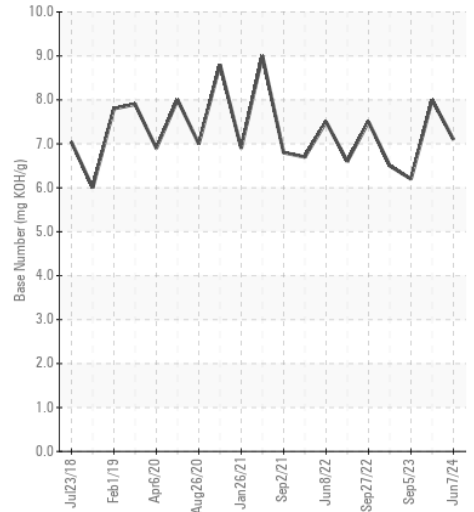
Non-ferrous Metals



Viscosity @ 100°C



Base Number



Certificate L2367

Laboratory : WearCheck USA - 501 Madison Ave., Cary, NC 27513
Sample No. : PCA0124519
Lab Number : 06215555
Unique Number : 11088419
Test Package : FLEET
Received : 20 Jun 2024
Tested : 21 Jun 2024
Diagnosed : 21 Jun 2024 - Wes Davis

PERDUE FARMS - ACCOMAC
 22520 LANKFORD HWY
 ACCOMAC, VA
 US 23301
 Contact: PEGGY KIMES
 peggy.kimes@perdue.com
 T: (757)787-5304
 F: (757)787-5208

To discuss this sample report, contact Customer Service at 1-800-237-1369.

* - Denotes test methods that are outside of the ISO 17025 scope of accreditation.

Statements of conformity to specifications are based on the simple acceptance decision rule (JCGM 106:2012)