



# OIL ANALYSIS REPORT

WEAR	<b>NORMAL</b>
CONTAMINATION	<b>NORMAL</b>
FLUID CONDITION	<b>NORMAL</b>



Machine Id  
**120556-1216 LIEBHERR LH50M 120556-1216**  
 Component  
**Rear Differential**  
 Fluid  
**GEAR OIL SAE 85W90 (--- GAL)**

## RECOMMENDATION

Resample at the next service interval to monitor. Please specify the brand, type, and viscosity of the oil on your next sample.

Test	UOM	Method	Limit/Abn	Current	History1	History2
Sample Number		Client Info		<b>DJJ0022470</b>	DJJ0022490	DJJ0022517
Sample Date		Client Info		<b>24 May 2024</b>	08 Mar 2024	03 Jan 2024
Machine Age	hrs	Client Info		<b>9944</b>	9578	9096
Oil Age	hrs	Client Info		<b>0</b>	0	0
Filter Age	hrs	Client Info		<b>0</b>	0	0
Oil Changed		Client Info		<b>N/A</b>	N/A	N/A
Filter Changed		Client Info		<b>N/A</b>	N/A	N/A
Sample Status				<b>NORMAL</b>	NORMAL	NORMAL

## WEAR

All component wear rates are normal.

Iron	ppm	ASTM D5185m	>150	<b>50</b>	23	22
Chromium	ppm	ASTM D5185m	>2	<b>&lt;1</b>	<1	<1
Nickel	ppm	ASTM D5185m	>2	<b>0</b>	0	0
Titanium	ppm	ASTM D5185m		<b>&lt;1</b>	0	<1
Silver	ppm	ASTM D5185m	>4	<b>0</b>	0	0
Aluminum	ppm	ASTM D5185m	>7	<b>2</b>	2	2
Lead	ppm	ASTM D5185m	>4	<b>0</b>	0	0
Copper	ppm	ASTM D5185m	>135	<b>10</b>	8	9
Tin	ppm	ASTM D5185m	>3	<b>0</b>	0	<1
Vanadium	ppm	ASTM D5185m		<b>0</b>	0	0
White Metal	scalar	*Visual	NONE	<b>NONE</b>	NONE	NONE
Yellow Metal	scalar	*Visual	NONE	<b>NONE</b>	NONE	NONE

## CONTAMINATION

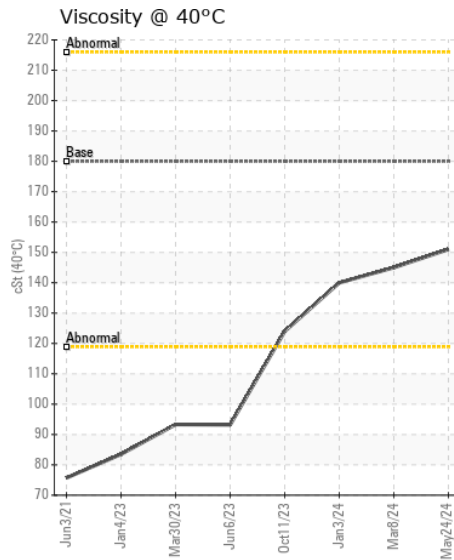
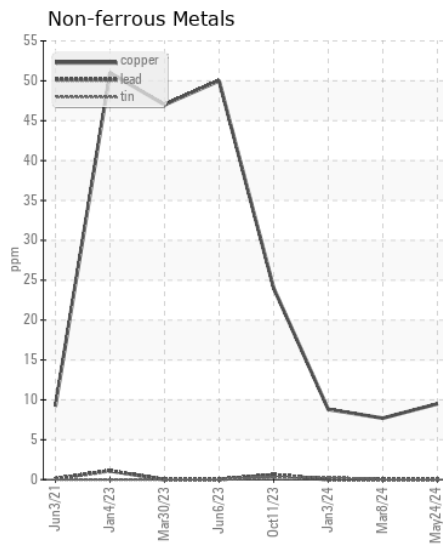
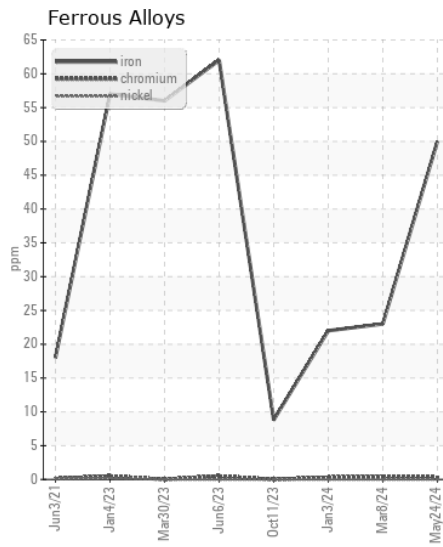
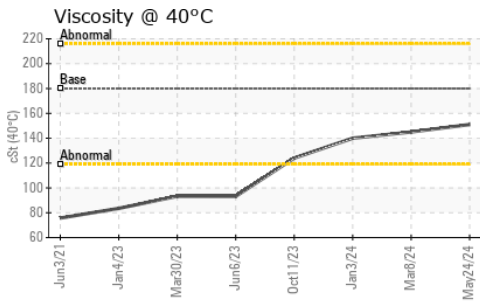
There is no indication of any contamination in the oil.

Silicon	ppm	ASTM D5185m	>30	<b>3</b>	2	1
Potassium	ppm	ASTM D5185m	>20	<b>2</b>	<1	<1
Water		WC Method	>0.2	<b>NEG</b>	NEG	NEG
Silt	scalar	*Visual	NONE	<b>NONE</b>	NONE	NONE
Debris	scalar	*Visual	NONE	<b>NONE</b>	LIGHT	LIGHT
Sand/Dirt	scalar	*Visual	NONE	<b>NONE</b>	NONE	NONE
Appearance	scalar	*Visual	NORML	<b>NORML</b>	NORML	NORML
Odor	scalar	*Visual	NORML	<b>NORML</b>	NORML	NORML
Emulsified Water	scalar	*Visual	>0.2	<b>NEG</b>	NEG	NEG

## FLUID CONDITION

The condition of the oil is acceptable for the time in service.

Sodium	ppm	ASTM D5185m		<b>2</b>	2	0
Boron	ppm	ASTM D5185m	400	<b>61</b>	83	112
Barium	ppm	ASTM D5185m	200	<b>0</b>	0	0
Molybdenum	ppm	ASTM D5185m	12	<b>0</b>	0	<1
Manganese	ppm	ASTM D5185m		<b>1</b>	<1	<1
Magnesium	ppm	ASTM D5185m	12	<b>2</b>	1	0
Calcium	ppm	ASTM D5185m	150	<b>45</b>	51	61
Phosphorus	ppm	ASTM D5185m	1650	<b>1722</b>	1342	1234
Zinc	ppm	ASTM D5185m	125	<b>32</b>	27	0
Sulfur	ppm	ASTM D5185m	22500	<b>23581</b>	22479	22153
Visc @ 40°C	cSt	ASTM D445	180	<b>151</b>	145	140



Certificate L2367

**Laboratory** : WearCheck USA - 501 Madison Ave., Cary, NC 27513  
**Sample No.** : DJJ0022470  
**Lab Number** : 06216193  
**Unique Number** : 11089057  
**Test Package** : CONST

**RIVER METALS RECYCLING - DECATUR FACILITY**  
 4301 IVERSON BLVD  
 TRINITY, AL  
 US 35673  
 Contact: RYAN BOWDEN

**Received** : 20 Jun 2024  
**Tested** : 21 Jun 2024  
**Diagnosed** : 21 Jun 2024 - Wes Davis

To discuss this sample report, contact Customer Service at 1-800-237-1369.

\* - Denotes test methods that are outside of the ISO 17025 scope of accreditation.

Statements of conformity to specifications are based on the simple acceptance decision rule (JCGM 106:2012)

T:  
F: