



WEAR	NORMAL
CONTAMINATION	NORMAL
FLUID CONDITION	NORMAL

Area

[W22500-BARCLIFT]

Machine Id

JOHN DEERE 3025E 1LV3025EFLL142095

Component

Diesel Engine

Fluid

JOHN DEERE ENGINE OIL PLUS 50 II 15W40 (--- GAL)

RECOMMENDATION

Resample at the next service interval to monitor.

Test	UOM	Method	Limit/Abn	Current	History1	History2
Sample Number		Client Info		JR0204449	JR0210828	JR0110623
Sample Date		Client Info		13 Jun 2024	01 Apr 2024	01 Dec 2021
Machine Age	hrs	Client Info		91	445	105
Oil Age	hrs	Client Info		91	0	105
Filter Age	hrs	Client Info		91	0	105
Oil Changed		Client Info		Changed	Changed	Changed
Filter Changed		Client Info		Changed	Changed	Changed
Sample Status				NORMAL	NORMAL	NORMAL

WEAR

All component wear rates are normal.

Iron	ppm	ASTM D5185m	>51	7	10	8
Chromium	ppm	ASTM D5185m	>11	<1	0	<1
Nickel	ppm	ASTM D5185m	>5	0	<1	0
Titanium	ppm	ASTM D5185m		<1	0	<1
Silver	ppm	ASTM D5185m	>3	0	0	<1
Aluminum	ppm	ASTM D5185m	>31	2	6	2
Lead	ppm	ASTM D5185m	>26	<1	2	<1
Copper	ppm	ASTM D5185m	>26	2	2	5
Tin	ppm	ASTM D5185m	>4	<1	<1	<1
Vanadium	ppm	ASTM D5185m		0	<1	<1
White Metal	scalar	*Visual	NONE	NONE	NONE	NONE
Yellow Metal	scalar	*Visual	NONE	NONE	NONE	NONE

CONTAMINATION

There is no indication of any contamination in the oil.

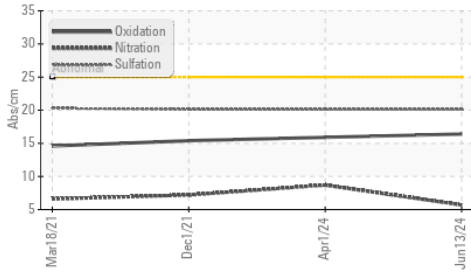
Silicon	ppm	ASTM D5185m	>22	6	8	12
Potassium	ppm	ASTM D5185m	>20	7	2	0
Fuel		WC Method	>2.1	<1.0	<1.0	1.0
Water		WC Method	>0.21	NEG	NEG	NEG
Glycol		WC Method		NEG	NEG	NEG
Soot %	%	*ASTM D7844	>3	0.1	0.1	0.1
Nitration	Abs/cm	*ASTM D7624	>20	5.7	8.7	7.2
Sulfation	Abs/.1mm	*ASTM D7415	>30	20.1	20.1	20.1
Silt	scalar	*Visual	NONE	NONE	NONE	NONE
Debris	scalar	*Visual	NONE	NONE	NONE	NONE
Sand/Dirt	scalar	*Visual	NONE	NONE	NONE	NONE
Appearance	scalar	*Visual	NORML	NORML	NORML	NORML
Odor	scalar	*Visual	NORML	NORML	NORML	NORML
Emulsified Water	scalar	*Visual	>0.21	NEG	NEG	NEG

FLUID CONDITION

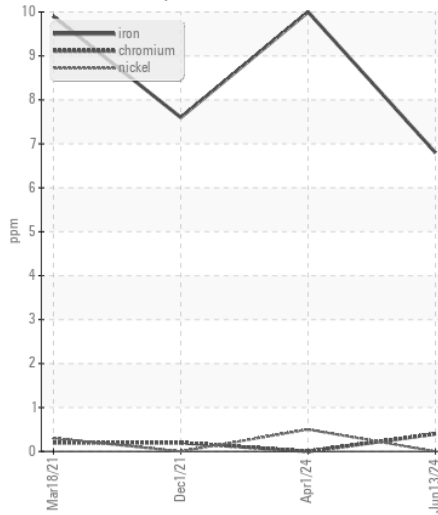
The BN result indicates that there is suitable alkalinity remaining in the oil. The condition of the oil is suitable for further service.

Sodium	ppm	ASTM D5185m	>31	1	4	4
Boron	ppm	ASTM D5185m		193	226	249
Barium	ppm	ASTM D5185m		0	<1	0
Molybdenum	ppm	ASTM D5185m		24	245	245
Manganese	ppm	ASTM D5185m		<1	<1	<1
Magnesium	ppm	ASTM D5185m		112	826	761
Calcium	ppm	ASTM D5185m		2080	1333	1496
Phosphorus	ppm	ASTM D5185m		988	916	898
Zinc	ppm	ASTM D5185m		1197	1088	1021
Sulfur	ppm	ASTM D5185m		3506	3602	2541
Oxidation	Abs/.1mm	*ASTM D7414	>25	16.4	15.9	15.4
Base Number (BN)	mg KOH/g	ASTM D2896	13.6	8.6	8.2	10.8
Visc @ 100°C	cSt	ASTM D445	15.4	13.9	12.2	9.7

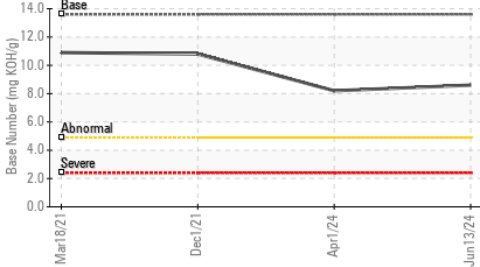
FT-IR (Direct Trend)



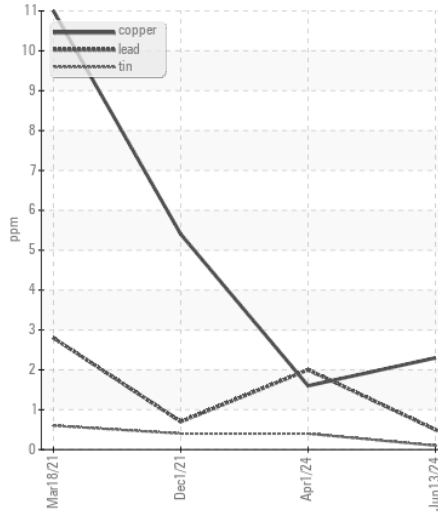
Ferrous Alloys



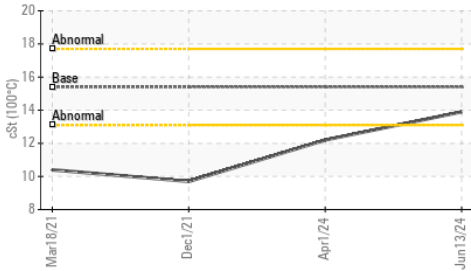
Base Number



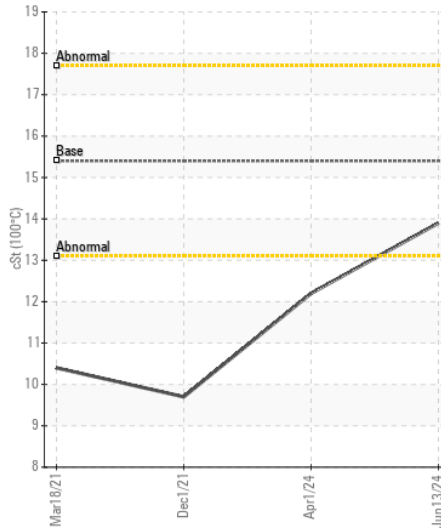
Non-ferrous Metals



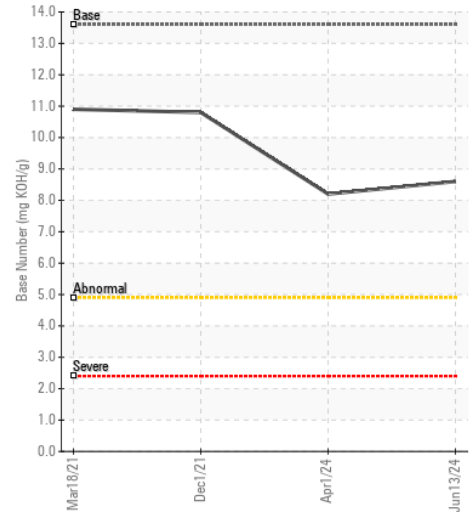
Viscosity @ 100°C



Viscosity @ 100°C



Base Number



Certificate L2367

Laboratory : WearCheck USA - 501 Madison Ave., Cary, NC 27513
Sample No. : JR0204449 **Received** : 20 Jun 2024
Lab Number : 06216484 **Tested** : 22 Jun 2024
Unique Number : 11089348 **Diagnosed** : 23 Jun 2024 - Don Baldrige
Test Package : CONST (Additional Tests: TBN)

JRE - BURKEVILLE
 510 WEST COLONIAL DR
 BURKEVILLE, VA
 US 23922

Contact: RACHEL HARRIS
 RACHEL.HARRIS@JAMESRIVEREQUIPMENT.COM
 T: (434)767-5578
 F: (434)767-3774

To discuss this sample report, contact Customer Service at 1-800-237-1369.
 * - Denotes test methods that are outside of the ISO 17025 scope of accreditation.
 Statements of conformity to specifications are based on the simple acceptance decision rule (JCGM 106:2012)