



OIL ANALYSIS REPORT

WEAR	NORMAL
CONTAMINATION	NORMAL
FLUID CONDITION	NORMAL

Machine Id
8087
Component
Front Diesel Engine
Fluid
DIESEL ENGINE OIL SAE 15W40 (--- QTS)

RECOMMENDATION

Resample at the next service interval to monitor. Please specify the component make and model with your next sample. Please specify the brand, type, and viscosity of the oil on your next sample.

Test	UOM	Method	Limit/Abn	Current	History1	History2
Sample Number		Client Info		WC0925948	WC0723759	WC0677738
Sample Date		Client Info		08 Jun 2024	22 Aug 2022	03 Apr 2022
Machine Age	mls	Client Info		590528	473000	426226
Oil Age	mls	Client Info		0	6000	0
Filter Age	mls	Client Info		0	6000	0
Oil Changed		Client Info		Changed	Changed	N/A
Filter Changed		Client Info		Changed	Changed	N/A
Sample Status				NORMAL	NORMAL	NORMAL

WEAR

All component wear rates are normal.

Iron	ppm	ASTM D5185m	>100	30	22	17
Chromium	ppm	ASTM D5185m	>20	<1	<1	<1
Nickel	ppm	ASTM D5185m	>4	<1	0	<1
Titanium	ppm	ASTM D5185m		0	0	0
Silver	ppm	ASTM D5185m	>3	0	0	0
Aluminum	ppm	ASTM D5185m	>20	4	2	2
Lead	ppm	ASTM D5185m	>40	3	1	<1
Copper	ppm	ASTM D5185m	>330	<1	<1	<1
Tin	ppm	ASTM D5185m	>15	<1	<1	<1
Vanadium	ppm	ASTM D5185m		0	0	0
White Metal	scalar	*Visual	NONE	NONE	NONE	NONE
Yellow Metal	scalar	*Visual	NONE	NONE	NONE	NONE

CONTAMINATION

There is no indication of any contamination in the oil.

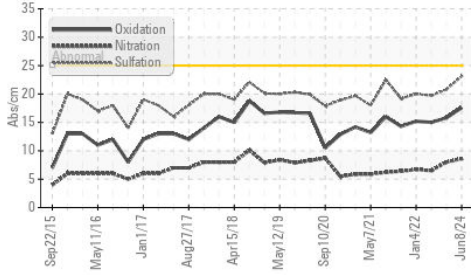
Silicon	ppm	ASTM D5185m	>25	13	5	5
Potassium	ppm	ASTM D5185m	>20	4	2	0
Fuel		WC Method	>5	<1.0	<1.0	<1.0
Water		WC Method	>0.2	NEG	NEG	NEG
Glycol		WC Method		NEG	NEG	NEG
Soot %	%	*ASTM D7844	>3	0.5	0.2	0.1
Nitration	Abs/cm	*ASTM D7624	>20	8.6	8.0	6.5
Sulfation	Abs/.1mm	*ASTM D7415	>30	23.1	20.8	19.7
Silt	scalar	*Visual	NONE	NONE	NONE	NONE
Debris	scalar	*Visual	NONE	NONE	NONE	NONE
Sand/Dirt	scalar	*Visual	NONE	NONE	NONE	NONE
Appearance	scalar	*Visual	NORML	NORML	NORML	NORML
Odor	scalar	*Visual	NORML	NORML	NORML	NORML
Emulsified Water	scalar	*Visual	>0.2	NEG	NEG	NEG

FLUID CONDITION

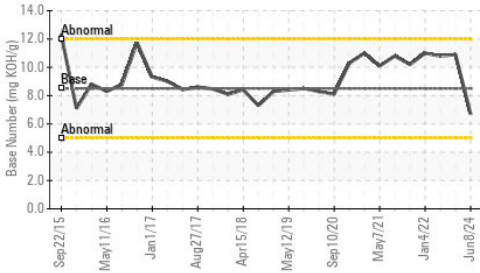
The BN result indicates that there is suitable alkalinity remaining in the oil. The condition of the oil is suitable for further service.

Sodium	ppm	ASTM D5185m	>158	2	1	1
Boron	ppm	ASTM D5185m	250	213	<1	1
Barium	ppm	ASTM D5185m	10	0	0	0
Molybdenum	ppm	ASTM D5185m	100	87	58	56
Manganese	ppm	ASTM D5185m		<1	<1	<1
Magnesium	ppm	ASTM D5185m	450	509	950	981
Calcium	ppm	ASTM D5185m	3000	1421	1059	1102
Phosphorus	ppm	ASTM D5185m	1150	1130	1023	1032
Zinc	ppm	ASTM D5185m	1350	1382	1218	1232
Sulfur	ppm	ASTM D5185m	4250	3944	3704	2750
Oxidation	Abs/.1mm	*ASTM D7414	>25	17.6	15.8	15.0
Base Number (BN)	mg KOH/g	ASTM D2896	8.5	6.7	10.9	10.8
Visc @ 100°C	cSt	ASTM D445	14.4	13.4	13.4	13.6

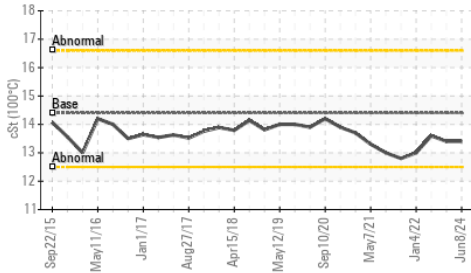
FT-IR (Direct Trend)



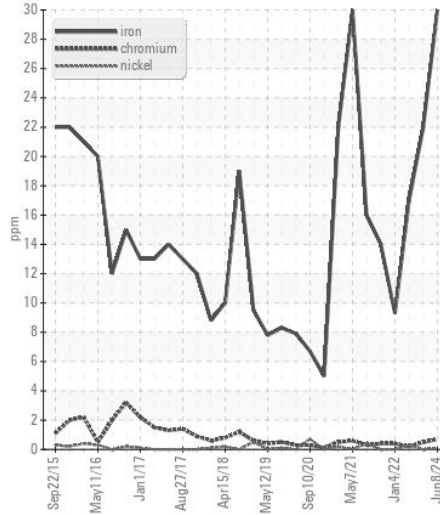
Base Number



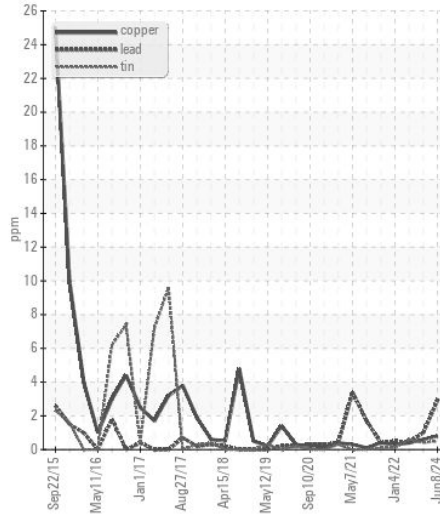
Viscosity @ 100°C



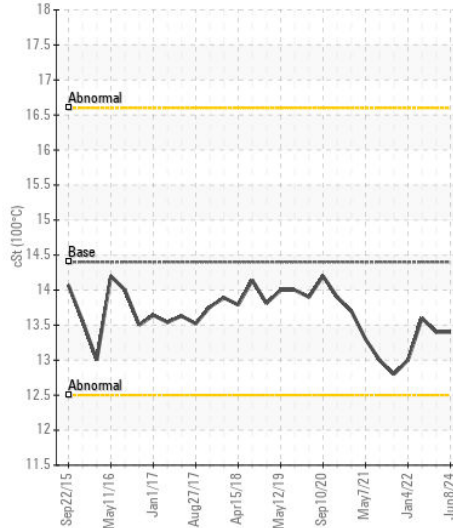
Ferrous Alloys



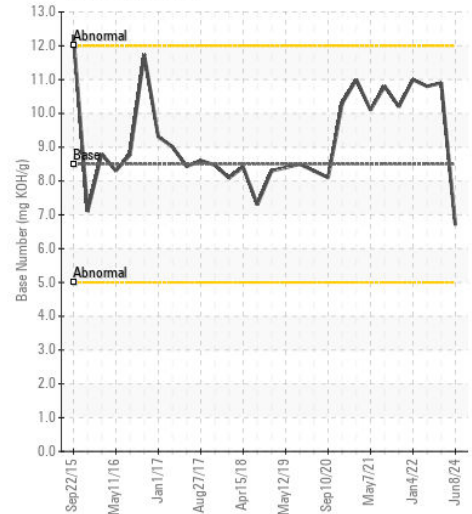
Non-ferrous Metals



Viscosity @ 100°C



Base Number



Certificate L2367

Laboratory : WearCheck USA - 501 Madison Ave., Cary, NC 27513
Sample No. : WC0925948
Lab Number : 06217525
Unique Number : 11090389
Test Package : FLEET

Received : 21 Jun 2024
Tested : 24 Jun 2024
Diagnosed : 24 Jun 2024 - Wes Davis

SALEM NATIONALEASE CORPORATION
 198 PARK PLAZA DRIVE
 WINSTON SALEM, NC
 US 27105

Contact: Audrey Hopkins
 Audrey.Hopkins@salemcorp.com

T: (336)767-9642

F: x:

To discuss this sample report, contact Customer Service at 1-800-237-1369.

* - Denotes test methods that are outside of the ISO 17025 scope of accreditation.

Statements of conformity to specifications are based on the simple acceptance decision rule (JCGM 106:2012)