



OIL ANALYSIS REPORT

WEAR	NORMAL
CONTAMINATION	NORMAL
FLUID CONDITION	NORMAL

Machine Id
11455
 Component
Diesel Engine
 Fluid
CHEVRON DELO 400 MULTIGRADE 15W40 (--- GAL)

RECOMMENDATION

Resample at the next service interval to monitor. Please specify the component make and model with your next sample.

Test	UOM	Method	Limit/Abn	Current	History1	History2
Sample Number		Client Info		WC0939013	WC0829853	WC0829400
Sample Date		Client Info		03 Jun 2024	11 Jan 2024	02 Aug 2023
Machine Age	mls	Client Info		11731	11267	15187
Oil Age	mls	Client Info		0	0	0
Filter Age	mls	Client Info		0	0	0
Oil Changed		Client Info		Changed	Changed	Changed
Filter Changed		Client Info		Changed	Changed	Changed
Sample Status				NORMAL	ABNORMAL	ABNORMAL

WEAR

Metal levels are typical for a new component breaking in.

Iron	ppm	ASTM D5185m	>100	50	▲ 130	▲ 128
Chromium	ppm	ASTM D5185m	>20	0	<1	1
Nickel	ppm	ASTM D5185m	>4	<1	<1	1
Titanium	ppm	ASTM D5185m		2	0	0
Silver	ppm	ASTM D5185m	>3	0	0	0
Aluminum	ppm	ASTM D5185m	>20	8	1	3
Lead	ppm	ASTM D5185m	>40	0	0	0
Copper	ppm	ASTM D5185m	>330	8	2	3
Tin	ppm	ASTM D5185m	>15	<1	<1	<1
Vanadium	ppm	ASTM D5185m		<1	0	0
White Metal	scalar	*Visual	NONE	NONE	NONE	NONE
Yellow Metal	scalar	*Visual	NONE	NONE	NONE	NONE

CONTAMINATION

There is no indication of any contamination in the oil.

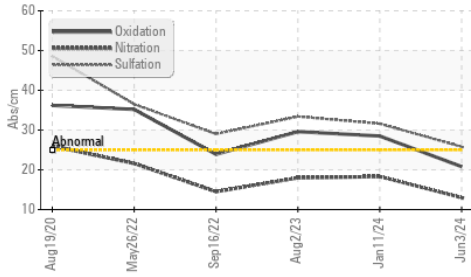
Silicon	ppm	ASTM D5185m	>25	7	8	9
Potassium	ppm	ASTM D5185m	>20	7	<1	1
Fuel		WC Method	>5	<1.0	<1.0	<1.0
Water		WC Method	>0.2	NEG	NEG	NEG
Glycol		WC Method		NEG	NEG	NEG
Soot %	%	*ASTM D7844	>3	1.2	3	3
Nitration	Abs/cm	*ASTM D7624	>20	13.0	18.3	18.0
Sulfation	Abs/.1mm	*ASTM D7415	>30	25.8	31.6	33.4
Silt	scalar	*Visual	NONE	NONE	NONE	NONE
Debris	scalar	*Visual	NONE	NONE	NONE	NONE
Sand/Dirt	scalar	*Visual	NONE	NONE	NONE	NONE
Appearance	scalar	*Visual	NORML	NORML	NORML	NORML
Odor	scalar	*Visual	NORML	NORML	NORML	NORML
Emulsified Water	scalar	*Visual	>0.2	NEG	NEG	NEG

FLUID CONDITION

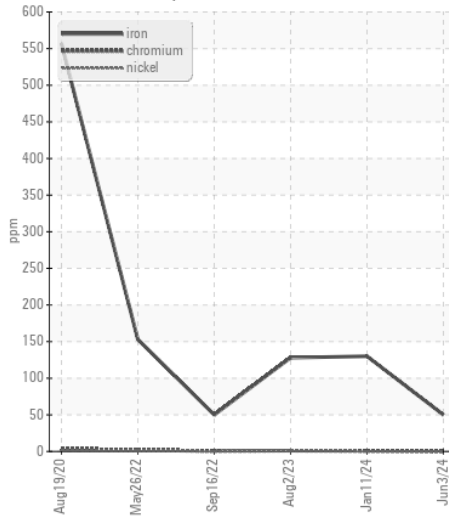
The BN result indicates that there is suitable alkalinity remaining in the oil. The condition of the oil is suitable for further service.

Sodium	ppm	ASTM D5185m		2	4	0
Boron	ppm	ASTM D5185m	151	196	7	0
Barium	ppm	ASTM D5185m	0.4	0	0	0
Molybdenum	ppm	ASTM D5185m	250	109	60	65
Manganese	ppm	ASTM D5185m		1	1	1
Magnesium	ppm	ASTM D5185m	0	735	907	960
Calcium	ppm	ASTM D5185m	2046	1533	1033	1110
Phosphorus	ppm	ASTM D5185m	1043	788	1013	1033
Zinc	ppm	ASTM D5185m	943	905	1181	1266
Sulfur	ppm	ASTM D5185m	5012	3162	2676	2900
Oxidation	Abs/.1mm	*ASTM D7414	>25	20.8	28.5	29.6
Base Number (BN)	mg KOH/g	ASTM D2896	12.5	7.6	6.5	4.1
Visc @ 100°C	cSt	ASTM D445	14.4	14.3	15.4	16.1

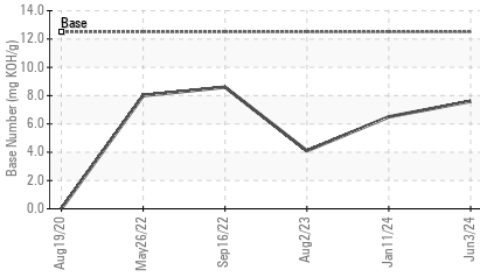
FT-IR (Direct Trend)



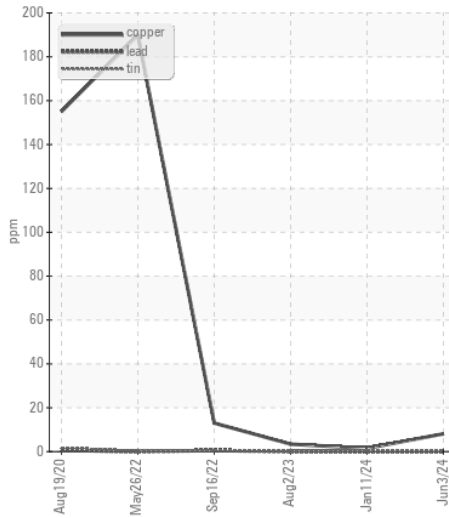
Ferrous Alloys



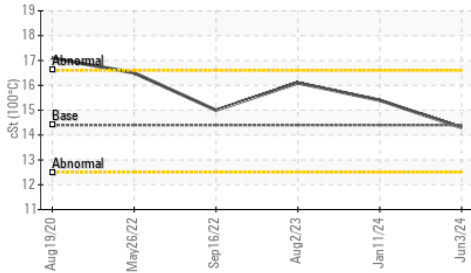
Base Number



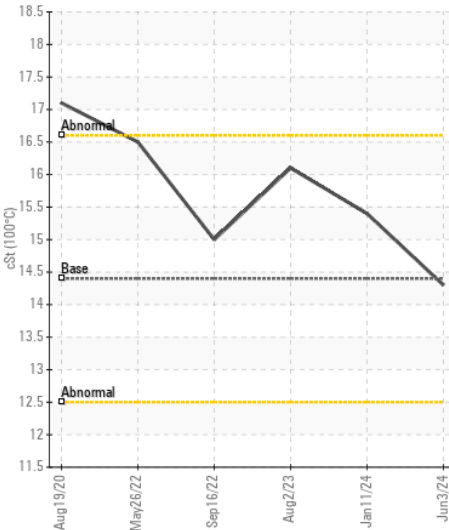
Non-ferrous Metals



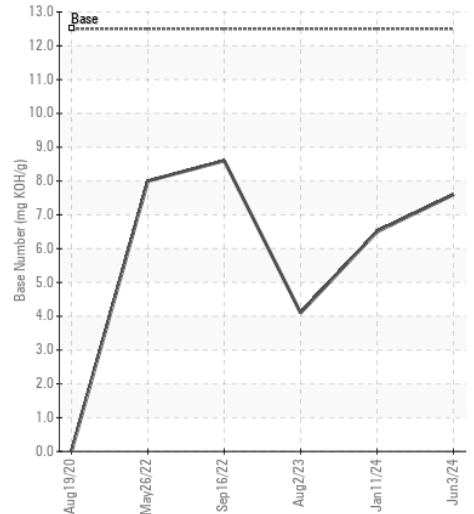
Viscosity @ 100°C



Viscosity @ 100°C



Base Number



Certificate L2367

Laboratory : WearCheck USA - 501 Madison Ave., Cary, NC 27513
Sample No. : WC0939013
Lab Number : 06217636
Unique Number : 11090500
Test Package : FLEET

SALEM NATIONALEASE CORPORATION
 198 PARK PLAZA DRIVE
 WINSTON SALEM, NC
 US 27105
 Contact: Audrey Hopkins
 Audrey.Hopkins@salemcorp.com
 T: (336)767-9642
 F: x:

To discuss this sample report, contact Customer Service at 1-800-237-1369.

* - Denotes test methods that are outside of the ISO 17025 scope of accreditation.

Statements of conformity to specifications are based on the simple acceptance decision rule (JCGM 106:2012)