



WEAR	NORMAL
CONTAMINATION	NORMAL
FLUID CONDITION	NORMAL



Area
(56911Z)
Machine Id
913094
Component
Diesel Engine
Fluid
PETRO CANADA DURON SHP 15W40 (42 GAL)

RECOMMENDATION

Resample at the next service interval to monitor.

Test	UOM	Method	Limit/Abn	Current	History1	History2
Sample Number		Client Info		GFL0115632	GFL0095936	GFL0095956
Sample Date		Client Info		11 Jun 2024	13 Mar 2024	30 Jan 2024
Machine Age	hrs	Client Info		3224	2673	2402
Oil Age	hrs	Client Info		551	271	622
Filter Age	hrs	Client Info		0	0	0
Oil Changed		Client Info		Changed	Changed	Changed
Filter Changed		Client Info		Changed	Changed	Changed
Sample Status				NORMAL	NORMAL	ABNORMAL

WEAR

All component wear rates are normal.

Iron	ppm	ASTM D5185m	>120	21	10	19
Chromium	ppm	ASTM D5185m	>20	1	<1	1
Nickel	ppm	ASTM D5185m	>5	5	4	▲ 11
Titanium	ppm	ASTM D5185m	>2	<1	<1	<1
Silver	ppm	ASTM D5185m	>2	<1	0	0
Aluminum	ppm	ASTM D5185m	>20	3	2	2
Lead	ppm	ASTM D5185m	>40	1	<1	0
Copper	ppm	ASTM D5185m	>330	2	<1	3
Tin	ppm	ASTM D5185m	>15	1	<1	2
Vanadium	ppm	ASTM D5185m		<1	0	<1
White Metal	scalar	*Visual	NONE	NONE	NONE	NONE
Yellow Metal	scalar	*Visual	NONE	NONE	NONE	NONE

CONTAMINATION

There is no indication of any contamination in the oil.

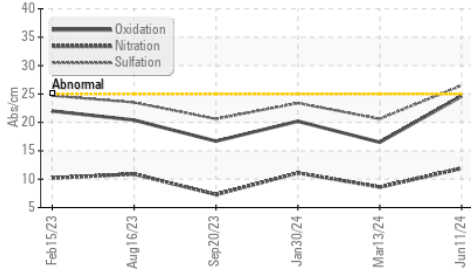
Silicon	ppm	ASTM D5185m	>25	6	5	4
Potassium	ppm	ASTM D5185m	>20	4	3	4
Fuel		WC Method	>3.0	<1.0	<1.0	<1.0
Water		WC Method	>0.2	NEG	NEG	NEG
Glycol		WC Method		NEG	NEG	NEG
Soot %	%	*ASTM D7844	>4	0.9	0.5	0.8
Nitration	Abs/cm	*ASTM D7624	>20	11.9	8.6	11.1
Sulfation	Abs/.1mm	*ASTM D7415	>30	26.5	20.6	23.4
Silt	scalar	*Visual	NONE	NONE	NONE	NONE
Debris	scalar	*Visual	NONE	NONE	NONE	NONE
Sand/Dirt	scalar	*Visual	NONE	NONE	NONE	NONE
Appearance	scalar	*Visual	NORML	NORML	NORML	NORML
Odor	scalar	*Visual	NORML	NORML	NORML	NORML
Emulsified Water	scalar	*Visual	>0.2	NEG	NEG	NEG

FLUID CONDITION

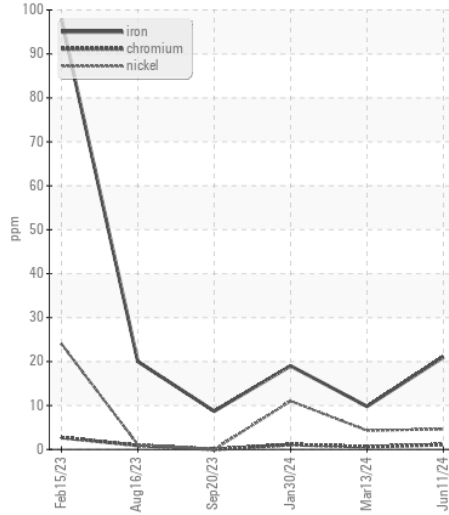
The BN result indicates that there is suitable alkalinity remaining in the oil. The condition of the oil is suitable for further service.

Sodium	ppm	ASTM D5185m		4	2	5
Boron	ppm	ASTM D5185m	0	8	4	4
Barium	ppm	ASTM D5185m	0	1	0	0
Molybdenum	ppm	ASTM D5185m	60	65	63	60
Manganese	ppm	ASTM D5185m	0	1	<1	<1
Magnesium	ppm	ASTM D5185m	1010	1007	979	939
Calcium	ppm	ASTM D5185m	1070	1166	1127	1062
Phosphorus	ppm	ASTM D5185m	1150	1068	1064	996
Zinc	ppm	ASTM D5185m	1270	1305	1296	1202
Sulfur	ppm	ASTM D5185m	2060	3004	3344	2691
Oxidation	Abs/.1mm	*ASTM D7414	>25	24.6	16.5	20.2
Base Number (BN)	mg KOH/g	ASTM D2896	9.8	6.2	7.6	6.0
Visc @ 100°C	cSt	ASTM D445	15.4	14.7	14.0	14.0

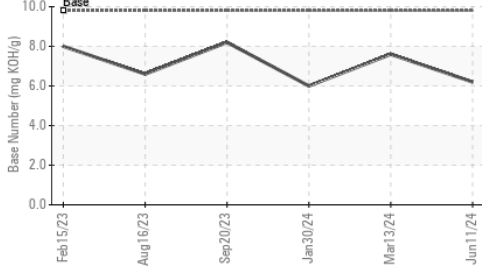
FT-IR (Direct Trend)



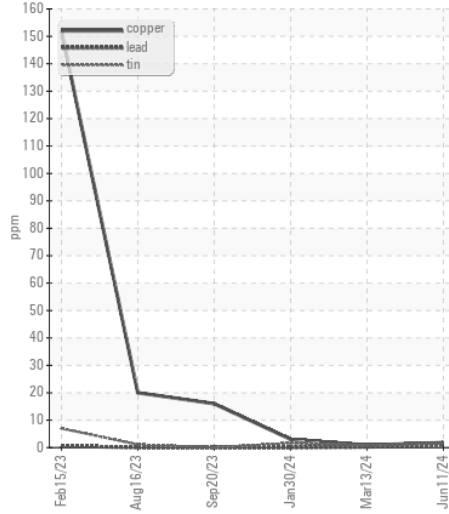
Ferrous Alloys



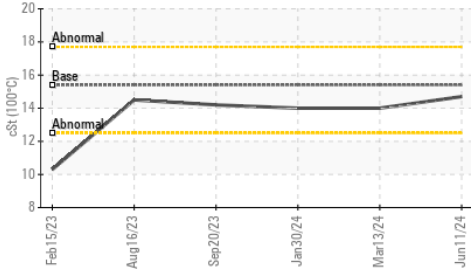
Base Number



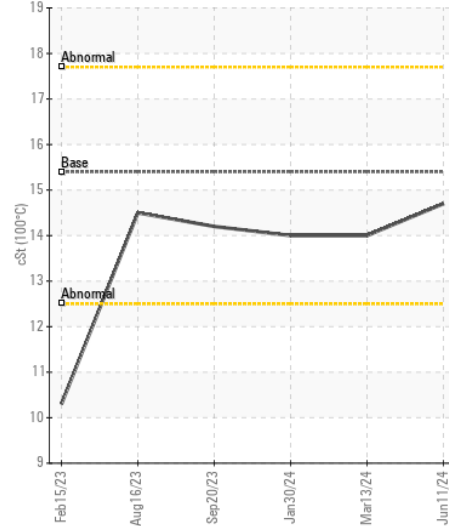
Non-ferrous Metals



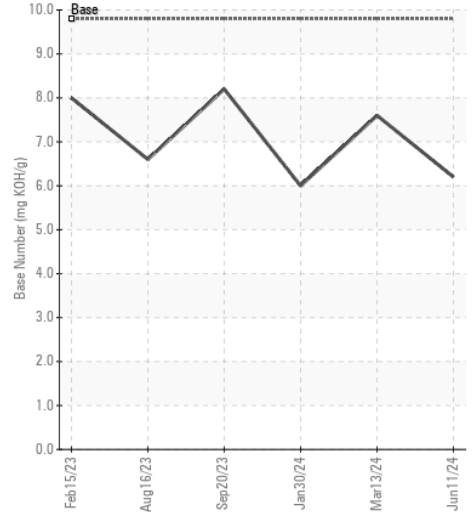
Viscosity @ 100°C



Viscosity @ 100°C



Base Number



Certificate L2367

Laboratory : WearCheck USA - 501 Madison Ave., Cary, NC 27513
Sample No. : GFL0115632
Lab Number : 06217818
Unique Number : 11096015
Test Package : FLEET

Received : 24 Jun 2024
Tested : 25 Jun 2024
Diagnosed : 25 Jun 2024 - Wes Davis

GFL Environmental - 916A - Suamico
 2300 Deerfield Ave E
 Suamico, WI
 US 54313
 Contact: NICHOLAS WEIDNER
 nweidner@gflenv.com

To discuss this sample report, contact Customer Service at 1-800-237-1369.

* - Denotes test methods that are outside of the ISO 17025 scope of accreditation.

Statements of conformity to specifications are based on the simple acceptance decision rule (JCGM 106:2012)

T:
F: