



PacLease

OIL ANALYSIS REPORT

WEAR	NORMAL
CONTAMINATION	NORMAL
FLUID CONDITION	NORMAL

Machine Id
8591767
 Component
Diesel Engine
 Fluid
MOBIL DELVAC 1300 SUPER 15W40 (--- GAL)

RECOMMENDATION

Resample at the next service interval to monitor. Please specify the component make and model with your next sample.

Test	UOM	Method	Limit/Abn	Current	History1	History2
Sample Number		Client Info		RPL0017695	RPL0019812	RPL0017720
Sample Date		Client Info		07 Jun 2024	26 Apr 2024	16 Feb 2024
Machine Age	mls	Client Info		24554	23313	21250
Oil Age	mls	Client Info		0	0	0
Filter Age	mls	Client Info		0	0	0
Oil Changed		Client Info		Not Chngd	Changed	Not Chngd
Filter Changed		Client Info		Changed	Changed	Changed
Sample Status				NORMAL	NORMAL	NORMAL

WEAR

Metal levels are typical for a new component breaking in.

Iron	ppm	ASTM D5185m	>100	7	13	10
Chromium	ppm	ASTM D5185m	>20	<1	0	0
Nickel	ppm	ASTM D5185m	>4	<1	0	0
Titanium	ppm	ASTM D5185m		<1	0	0
Silver	ppm	ASTM D5185m	>3	<1	0	0
Aluminum	ppm	ASTM D5185m	>20	3	3	3
Lead	ppm	ASTM D5185m	>40	<1	0	0
Copper	ppm	ASTM D5185m	>330	4	12	12
Tin	ppm	ASTM D5185m	>15	<1	<1	0
Vanadium	ppm	ASTM D5185m		<1	0	<1
White Metal	scalar	*Visual	NONE	NONE	NONE	NONE
Yellow Metal	scalar	*Visual	NONE	NONE	NONE	NONE

CONTAMINATION

There is no indication of any contamination in the oil.

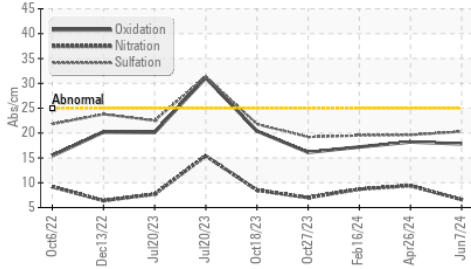
Silicon	ppm	ASTM D5185m	>25	5	5	4
Potassium	ppm	ASTM D5185m	>20	3	0	<1
Fuel		WC Method	>5	<1.0	<1.0	<1.0
Water		WC Method	>0.2	NEG	NEG	NEG
Glycol		WC Method		NEG	NEG	NEG
Soot %	%	*ASTM D7844	>3	0.2	0.3	0.3
Nitration	Abs/cm	*ASTM D7624	>20	6.6	9.4	8.7
Sulfation	Abs/.1mm	*ASTM D7415	>30	20.3	19.6	19.5
Silt	scalar	*Visual	NONE	NONE	NONE	NONE
Debris	scalar	*Visual	NONE	NONE	NONE	NONE
Sand/Dirt	scalar	*Visual	NONE	NONE	NONE	NONE
Appearance	scalar	*Visual	NORML	NORML	NORML	NORML
Odor	scalar	*Visual	NORML	NORML	NORML	NORML
Emulsified Water	scalar	*Visual	>0.2	NEG	NEG	NEG

FLUID CONDITION

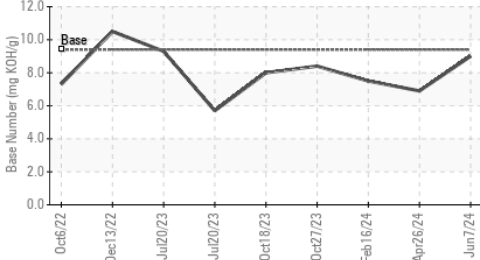
The BN result indicates that there is suitable alkalinity remaining in the oil. The condition of the oil is suitable for further service.

Sodium	ppm	ASTM D5185m		1	<1	2
Boron	ppm	ASTM D5185m	0	79	80	85
Barium	ppm	ASTM D5185m	0	2	0	0
Molybdenum	ppm	ASTM D5185m	0	69	90	94
Manganese	ppm	ASTM D5185m		<1	<1	<1
Magnesium	ppm	ASTM D5185m	0	550	605	603
Calcium	ppm	ASTM D5185m		1465	1356	1417
Phosphorus	ppm	ASTM D5185m		746	769	704
Zinc	ppm	ASTM D5185m		881	856	846
Sulfur	ppm	ASTM D5185m		2728	3097	2818
Oxidation	Abs/.1mm	*ASTM D7414	>25	17.8	18.2	17.2
Base Number (BN)	mg KOH/g	ASTM D2896	9.4	9.0	6.9	7.5
Visc @ 100°C	cSt	ASTM D445	14	12.9	12.7	12.6

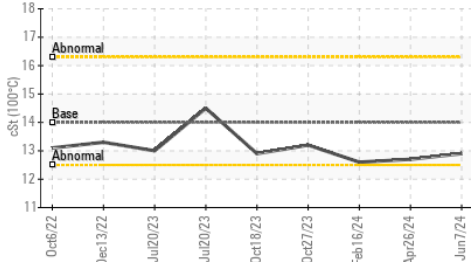
FT-IR (Direct Trend)



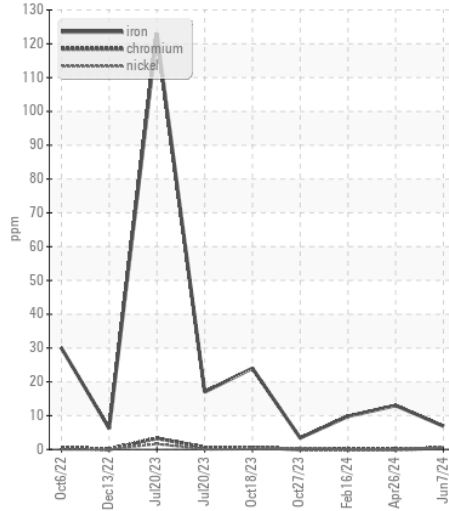
Base Number



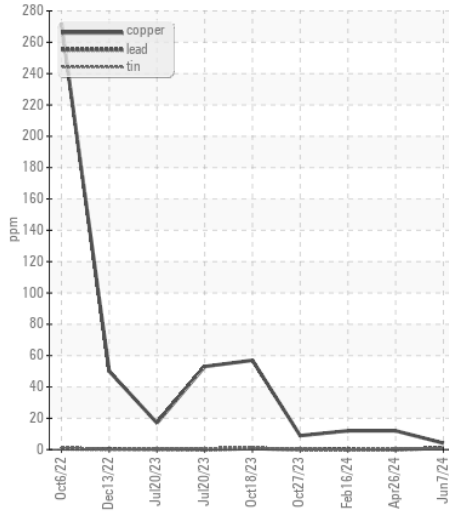
Viscosity @ 100°C



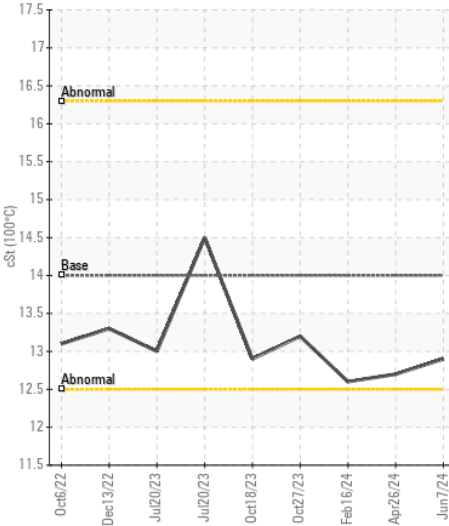
Ferrous Alloys



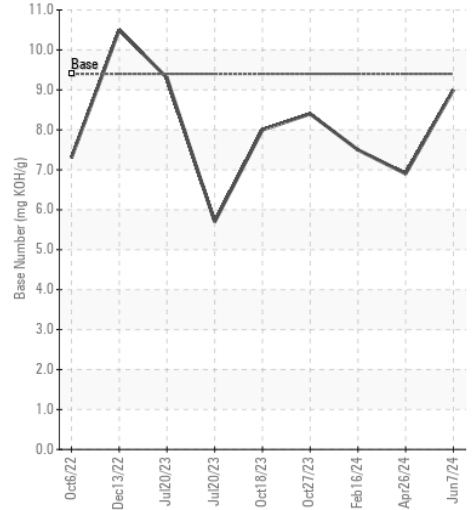
Non-ferrous Metals



Viscosity @ 100°C



Base Number



Certificate L2367

Laboratory : WearCheck USA - 501 Madison Ave., Cary, NC 27513
Sample No. : RPL0017695
Lab Number : 06217850
Unique Number : 11096047
Test Package : FLEET

Received : 24 Jun 2024
Tested : 25 Jun 2024
Diagnosed : 25 Jun 2024 - Wes Davis

RTL PACLEASE - 7051 -Las Vegas
 4150 Arctic Spring Ave
 North Las Vegas, NV
 US 89115
 Contact: Rudy Trevizo
 TrevizoR@RushEnterprises.Com
 T: (702)208-7164
 F:

To discuss this sample report, contact Customer Service at 1-800-237-1369.

* - Denotes test methods that are outside of the ISO 17025 scope of accreditation.

Statements of conformity to specifications are based on the simple acceptance decision rule (JCGM 106:2012)