



PacLease

OIL ANALYSIS REPORT

WEAR	NORMAL
CONTAMINATION	NORMAL
FLUID CONDITION	NORMAL

Machine Id
8591895
 Component
Diesel Engine
 Fluid
MOBIL DELVAC 1300 SUPER 15W40 (--- GAL)

RECOMMENDATION

Resample at the next service interval to monitor. Please specify the component make and model with your next sample.

Test	UOM	Method	Limit/Abn	Current	History1	History2
Sample Number		Client Info		RPL0021288	RPL0019795	RPL0016271
Sample Date		Client Info		05 Jun 2024	14 May 2024	14 Mar 2024
Machine Age	mls	Client Info		32781	31899	28861
Oil Age	mls	Client Info		0	0	0
Filter Age	mls	Client Info		0	0	0
Oil Changed		Client Info		Not Changd	Changed	Not Changd
Filter Changed		Client Info		Changed	Changed	Not Changd
Sample Status				NORMAL	NORMAL	NORMAL

WEAR

Metal levels are typical for a new component breaking in.

Iron	ppm	ASTM D5185m	>100	8	37	30
Chromium	ppm	ASTM D5185m	>20	<1	<1	<1
Nickel	ppm	ASTM D5185m	>4	<1	<1	<1
Titanium	ppm	ASTM D5185m		<1	<1	<1
Silver	ppm	ASTM D5185m	>3	<1	1	<1
Aluminum	ppm	ASTM D5185m	>20	4	8	7
Lead	ppm	ASTM D5185m	>40	1	2	2
Copper	ppm	ASTM D5185m	>330	3	13	12
Tin	ppm	ASTM D5185m	>15	<1	3	2
Vanadium	ppm	ASTM D5185m		<1	<1	<1
White Metal	scalar	*Visual	NONE	NONE	NONE	NONE
Yellow Metal	scalar	*Visual	NONE	NONE	NONE	NONE

CONTAMINATION

There is no indication of any contamination in the oil.

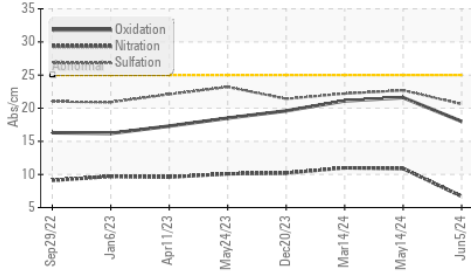
Silicon	ppm	ASTM D5185m	>25	8	10	11
Potassium	ppm	ASTM D5185m	>20	5	17	14
Fuel		WC Method	>5	<1.0	<1.0	<1.0
Water		WC Method	>0.2	NEG	NEG	NEG
Glycol		WC Method		NEG	NEG	NEG
Soot %	%	*ASTM D7844	>3	0.1	0.5	0.4
Nitration	Abs/cm	*ASTM D7624	>20	6.7	10.9	11.0
Sulfation	Abs/.1mm	*ASTM D7415	>30	20.6	22.7	22.2
Silt	scalar	*Visual	NONE	NONE	NONE	NONE
Debris	scalar	*Visual	NONE	NONE	NONE	NONE
Sand/Dirt	scalar	*Visual	NONE	NONE	NONE	NONE
Appearance	scalar	*Visual	NORML	NORML	NORML	NORML
Odor	scalar	*Visual	NORML	NORML	NORML	NORML
Emulsified Water	scalar	*Visual	>0.2	NEG	NEG	NEG

FLUID CONDITION

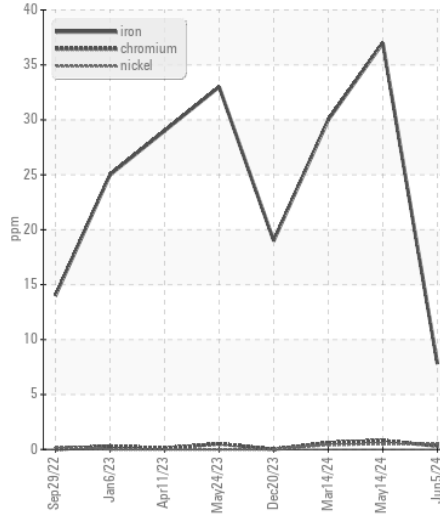
The BN result indicates that there is suitable alkalinity remaining in the oil. The condition of the oil is suitable for further service.

Sodium	ppm	ASTM D5185m		2	3	2
Boron	ppm	ASTM D5185m	0	77	37	38
Barium	ppm	ASTM D5185m	0	1	0	0
Molybdenum	ppm	ASTM D5185m	0	70	93	95
Manganese	ppm	ASTM D5185m		<1	1	1
Magnesium	ppm	ASTM D5185m	0	571	712	670
Calcium	ppm	ASTM D5185m		1499	1458	1419
Phosphorus	ppm	ASTM D5185m		777	730	758
Zinc	ppm	ASTM D5185m		904	974	905
Sulfur	ppm	ASTM D5185m		2883	3211	2921
Oxidation	Abs/.1mm	*ASTM D7414	>25	18.0	21.6	21.1
Base Number (BN)	mg KOH/g	ASTM D2896	9.4	9.0	5.2	5.3
Visc @ 100°C	cSt	ASTM D445	14	13.2	13.5	13.4

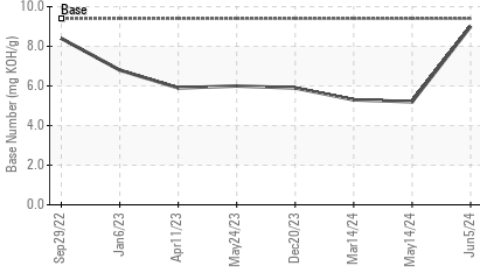
FT-IR (Direct Trend)



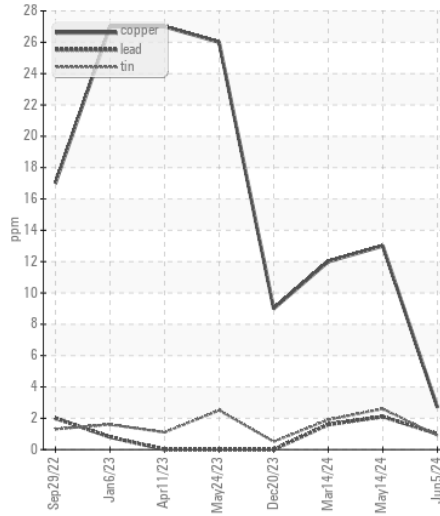
Ferrous Alloys



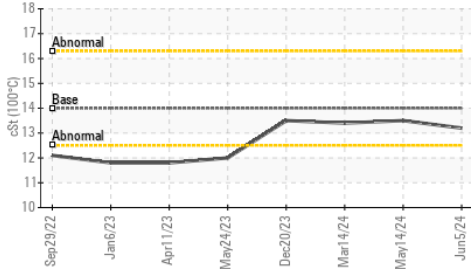
Base Number



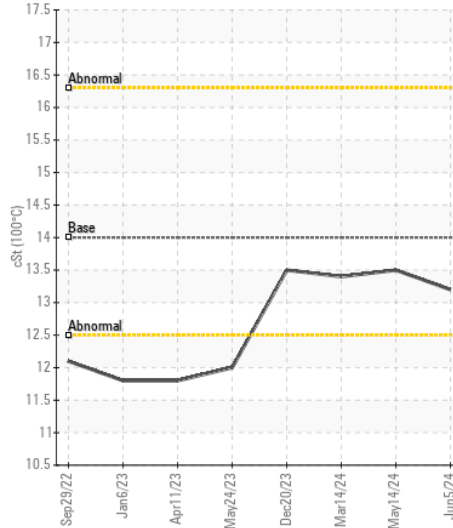
Non-ferrous Metals



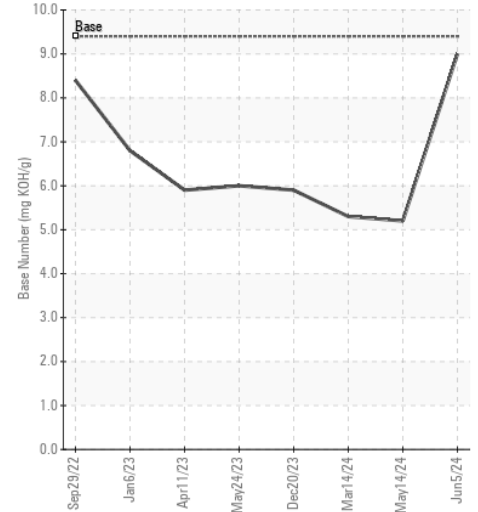
Viscosity @ 100°C



Viscosity @ 100°C



Base Number



Certificate L2367

Laboratory : WearCheck USA - 501 Madison Ave., Cary, NC 27513
Sample No. : RPL0021288
Lab Number : 06217859
Unique Number : 11096056
Test Package : FLEET

Received : 24 Jun 2024
Tested : 25 Jun 2024
Diagnosed : 25 Jun 2024 - Wes Davis

RTL PACLEASE - 7051 -Las Vegas
 4150 Arctic Spring Ave
 North Las Vegas, NV
 US 89115
 Contact: Rudy Trevizo
 TrevizoR@RushEnterprises.Com
 T: (702)208-7164
 F:

To discuss this sample report, contact Customer Service at 1-800-237-1369.

* - Denotes test methods that are outside of the ISO 17025 scope of accreditation.

Statements of conformity to specifications are based on the simple acceptance decision rule (JCGM 106:2012)