



# VOLVO

## OIL ANALYSIS REPORT

WEAR	<b>NORMAL</b>
CONTAMINATION	<b>NORMAL</b>
FLUID CONDITION	<b>NORMAL</b>



Machine Id  
**VOLVO L90H 623836**  
Component  
**Transmission (Auto)**  
Fluid  
**VOLVO AT 102 (--- GAL)**

### RECOMMENDATION

Resample at the next service interval to monitor.

Test	UOM	Method	Limit/Abn	Current	History1	History2
Sample Number		Client Info		<b>VCP440083</b>	VCP395972	VCP372201
Sample Date		Client Info		<b>18 Jun 2024</b>	02 Feb 2023	31 Aug 2022
Machine Age	hrs	Client Info		<b>7054</b>	6023	5008
Oil Age	hrs	Client Info		<b>0</b>	2000	500
Filter Age	hrs	Client Info		<b>0</b>	0	0
Oil Changed		Client Info		<b>Not Changed</b>	Not Changed	Not Changed
Filter Changed		Client Info		<b>Not Changed</b>	Not Changed	Not Changed
Sample Status				<b>NORMAL</b>	NORMAL	NORMAL

### WEAR

All component wear rates are normal.

Iron	ppm	ASTM D5185m	>160	<b>59</b>	51	42
Chromium	ppm	ASTM D5185m	>5	<b>0</b>	<1	<1
Nickel	ppm	ASTM D5185m	>5	<b>&lt;1</b>	<1	<1
Titanium	ppm	ASTM D5185m		<b>0</b>	0	0
Silver	ppm	ASTM D5185m	>5	<b>0</b>	0	0
Aluminum	ppm	ASTM D5185m	>50	<b>&lt;1</b>	<1	1
Lead	ppm	ASTM D5185m	>50	<b>0</b>	0	8
Copper	ppm	ASTM D5185m	>225	<b>7</b>	7	6
Tin	ppm	ASTM D5185m	>10	<b>0</b>	0	<1
Vanadium	ppm	ASTM D5185m		<b>0</b>	0	0
White Metal	scalar	*Visual	NONE	<b>NONE</b>	NONE	NONE
Yellow Metal	scalar	*Visual	NONE	<b>NONE</b>	NONE	NONE

### CONTAMINATION

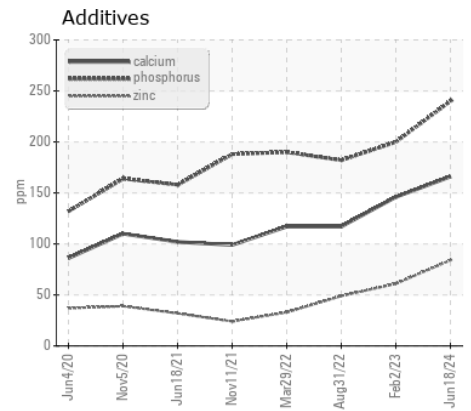
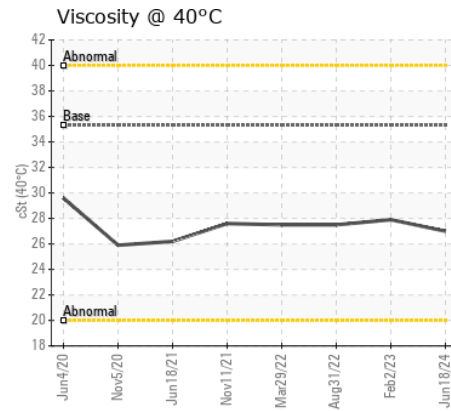
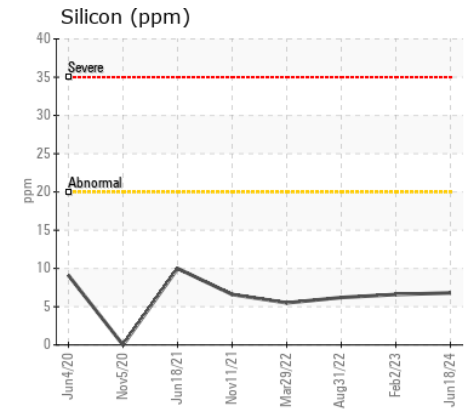
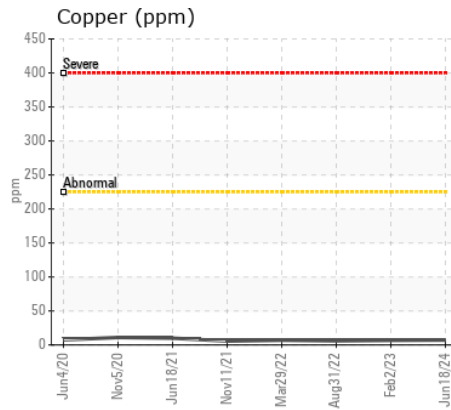
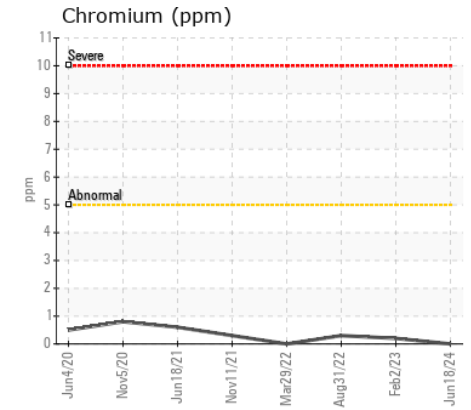
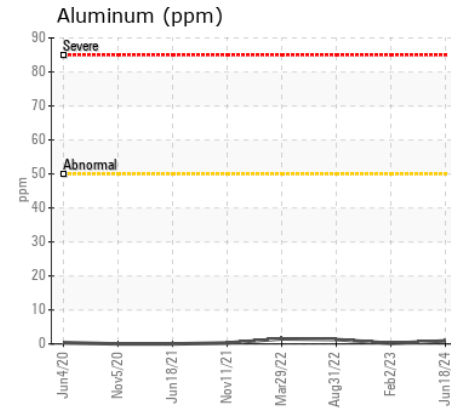
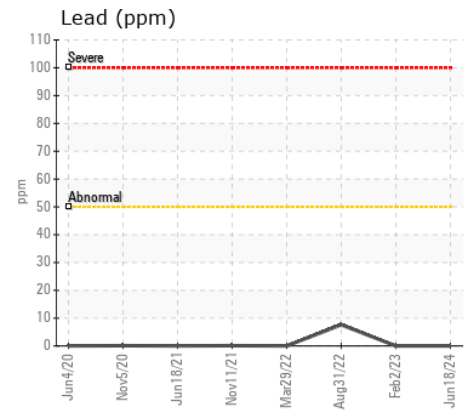
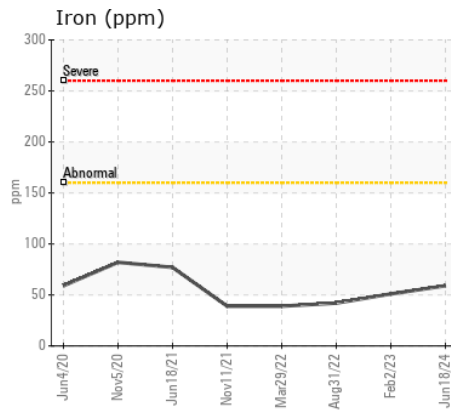
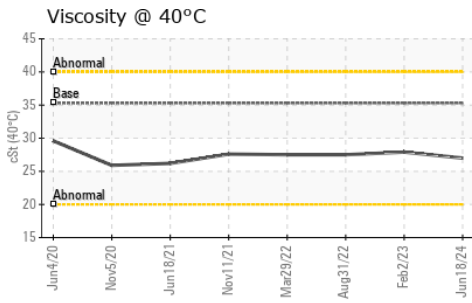
There is no indication of any contamination in the fluid.

Silicon	ppm	ASTM D5185m	>20	<b>7</b>	7	6
Potassium	ppm	ASTM D5185m	>20	<b>3</b>	0	<1
Water		WC Method	>0.1	<b>NEG</b>	NEG	NEG
Silt	scalar	*Visual	NONE	<b>NONE</b>	NONE	NONE
Debris	scalar	*Visual	NONE	<b>NONE</b>	NONE	NONE
Sand/Dirt	scalar	*Visual	NONE	<b>NONE</b>	NONE	NONE
Appearance	scalar	*Visual	NORML	<b>NORML</b>	NORML	NORML
Odor	scalar	*Visual	NORML	<b>NORML</b>	NORML	NORML
Emulsified Water	scalar	*Visual	>0.1	<b>NEG</b>	NEG	NEG

### FLUID CONDITION

The condition of the fluid is acceptable for the time in service.

Sodium	ppm	ASTM D5185m		<b>6</b>	5	4
Boron	ppm	ASTM D5185m	187	<b>60</b>	69	62
Barium	ppm	ASTM D5185m	0.0	<b>0</b>	0	0
Molybdenum	ppm	ASTM D5185m	0.0	<b>1</b>	2	1
Manganese	ppm	ASTM D5185m	0.0	<b>4</b>	4	3
Magnesium	ppm	ASTM D5185m	6.8	<b>28</b>	19	13
Calcium	ppm	ASTM D5185m	215	<b>166</b>	146	117
Phosphorus	ppm	ASTM D5185m	445	<b>240</b>	200	182
Zinc	ppm	ASTM D5185m	56	<b>84</b>	61	49
Sulfur	ppm	ASTM D5185m	1336	<b>2193</b>	1951	1928
Visc @ 40°C	cSt	ASTM D445	35.3	<b>27.0</b>	27.9	27.5



Certificate L2367

**Laboratory** : WearCheck USA - 501 Madison Ave., Cary, NC 27513  
**Sample No.** : VCP440083  
**Lab Number** : 06218683  
**Unique Number** : 11096880  
**Test Package** : MOB 1  
**Received** : 24 Jun 2024  
**Tested** : 25 Jun 2024  
**Diagnosed** : 26 Jun 2024 - Sean Felton

**RIPA AND ASSOCIATES**  
 10149 FISHER AVENUE  
 TAMPA, FL  
 US 33619  
 Contact: PM Services  
 PMServices@ripaconstruction.com  
 T:  
 F:

To discuss this sample report, contact Customer Service at 1-800-237-1369.

\* - Denotes test methods that are outside of the ISO 17025 scope of accreditation.

Statements of conformity to specifications are based on the simple acceptance decision rule (JCGM 106:2012)