



WEAR	NORMAL
CONTAMINATION	NORMAL
FLUID CONDITION	NORMAL

Machine Id
NEWPORT
Component
Port Main Engine
Fluid
CHEVRON DELO 710 LS (150 GAL)

RECOMMENDATION

Resample at the next service interval to monitor.

Test	UOM	Method	Limit/Abn	Current	History1	History2
Sample Number		Client Info		MW0062672	MW0048340	MW0045733
Sample Date		Client Info		01 Jun 2024	01 Nov 2023	01 Oct 2023
Machine Age	hrs	Client Info		16063	15431	14814
Oil Age	hrs	Client Info		16063	0	0
Filter Age	hrs	Client Info		133	0	0
Oil Changed		Client Info		Not Changd	Not Changd	Not Changd
Filter Changed		Client Info		Changed	Not Changd	Not Changd
Sample Status				NORMAL	NORMAL	NORMAL

WEAR

All component wear rates are normal.

Iron	ppm	ASTM D5185m	>75	13	11	13
Chromium	ppm	ASTM D5185m	>8	<1	<1	<1
Nickel	ppm	ASTM D5185m	>2	0	0	<1
Titanium	ppm	ASTM D5185m	>3	<1	0	0
Silver	ppm	ASTM D5185m	>2	0	0	0
Aluminum	ppm	ASTM D5185m	>15	1	1	2
Lead	ppm	ASTM D5185m	>18	1	1	4
Copper	ppm	ASTM D5185m	>80	7	6	8
Tin	ppm	ASTM D5185m	>14	3	3	4
Vanadium	ppm	ASTM D5185m		<1	0	<1
White Metal	scalar	*Visual	NONE	NONE	NONE	NONE
Yellow Metal	scalar	*Visual	NONE	NONE	NONE	NONE

CONTAMINATION

There is no indication of any contamination in the oil.

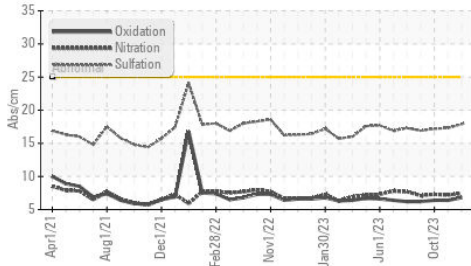
Silicon	ppm	ASTM D5185m	>20	3	3	3
Potassium	ppm	ASTM D5185m	>20	0	0	3
Fuel		WC Method	>4.0	<1.0	<1.0	<1.0
Water		WC Method	>0.1	NEG	NEG	NEG
Glycol		WC Method		NEG	NEG	NEG
Soot %	%	*ASTM D7844		2.3	2.5	2.5
Nitration	Abs/cm	*ASTM D7624	>20	7.4	7.2	7.3
Sulfation	Abs/.1mm	*ASTM D7415	>30	17.9	17.3	17.2
Silt	scalar	*Visual	NONE	NONE	NONE	NONE
Debris	scalar	*Visual	NONE	NONE	NONE	NONE
Sand/Dirt	scalar	*Visual	NONE	NONE	NONE	NONE
Appearance	scalar	*Visual	NORML	NORML	NORML	NORML
Odor	scalar	*Visual	NORML	NORML	NORML	NORML
Emulsified Water	scalar	*Visual	>0.1	NEG	NEG	NEG

FLUID CONDITION

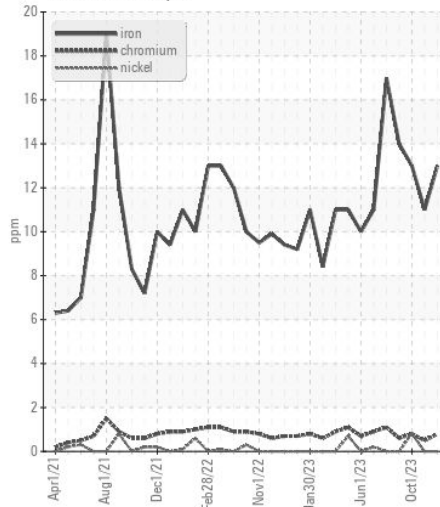
The BN result indicates that there is suitable alkalinity remaining in the oil. The condition of the oil is suitable for further service.

Sodium	ppm	ASTM D5185m	>75	4	5	8
Boron	ppm	ASTM D5185m		37	41	40
Barium	ppm	ASTM D5185m		0	0	0
Molybdenum	ppm	ASTM D5185m		44	40	44
Manganese	ppm	ASTM D5185m		<1	0	<1
Magnesium	ppm	ASTM D5185m		44	14	14
Calcium	ppm	ASTM D5185m		3471	3182	3435
Phosphorus	ppm	ASTM D5185m		20	1	1
Zinc	ppm	ASTM D5185m		27	0	0
Sulfur	ppm	ASTM D5185m		2573	2013	2227
Oxidation	Abs/.1mm	*ASTM D7414	>25	6.8	6.4	6.4
Base Number (BN)	mg KOH/g	ASTM D2896	10.5	6.0	6.3	6.6
Visc @ 100°C	cSt	ASTM D445	15.5	15.3	15.4	15.3

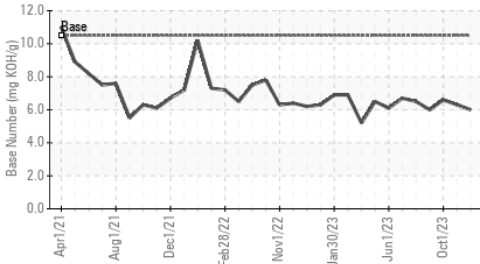
FT-IR (Direct Trend)



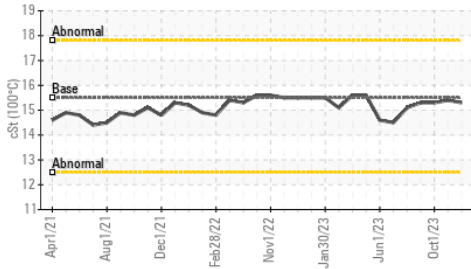
Ferrous Alloys



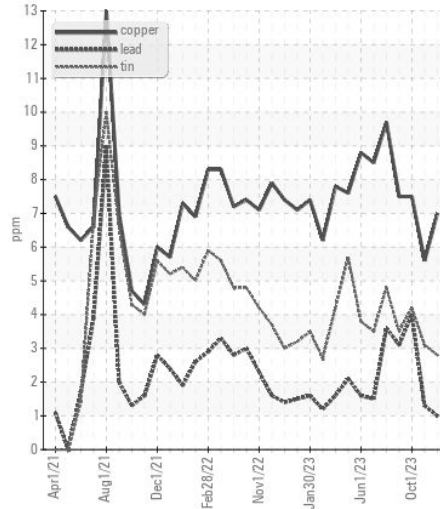
Base Number



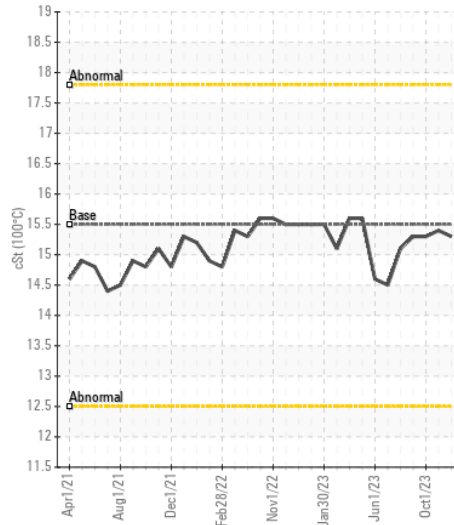
Viscosity @ 100°C



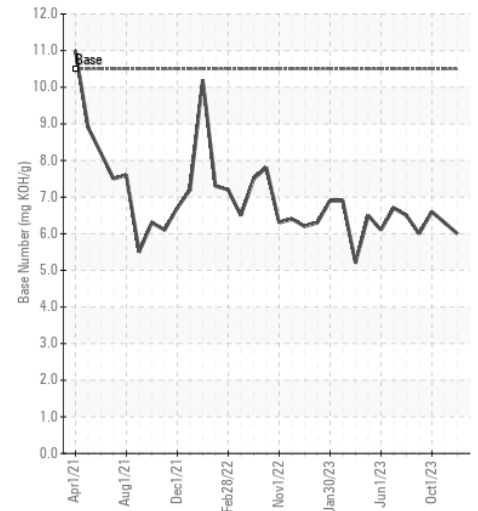
Non-ferrous Metals



Viscosity @ 100°C



Base Number



Certificate L2367

Laboratory : WearCheck USA - 501 Madison Ave., Cary, NC 27513
Sample No. : MW0062672
Lab Number : 06219105
Unique Number : 11097302
Test Package : MAR 2

Received : 24 Jun 2024
Tested : 25 Jun 2024
Diagnosed : 25 Jun 2024 - Wes Davis

C & B MARINE
 50 E RIVERCENTER BLVD, SUITE 1180
 COVINGTON, KY
 US 41011

Contact: DAVID WESTRICH
 dwestrich@carlislebray.com

T: (812)290-4063
 F: (859)655-7504

To discuss this sample report, contact Customer Service at 1-800-237-1369.

* - Denotes test methods that are outside of the ISO 17025 scope of accreditation.

Statements of conformity to specifications are based on the simple acceptance decision rule (JCGM 106:2012)