



OIL ANALYSIS REPORT

WEAR	NORMAL
CONTAMINATION	NORMAL
FLUID CONDITION	NORMAL

Machine Id
36189
 Component
Diesel Engine
 Fluid
CHEVRON 15W40 (--- QTS)

RECOMMENDATION

Resample at the next service interval to monitor. Please specify the component make and model with your next sample.

Test	UOM	Method	Limit/Abn	Current	History1	History2
Sample Number		Client Info		WC0918510	WC0882892	WC0882906
Sample Date		Client Info		07 Jun 2024	15 Mar 2024	26 Dec 2023
Machine Age	mls	Client Info		95678	80294	61425
Oil Age	mls	Client Info		15384	18869	33227
Filter Age	mls	Client Info		0	0	0
Oil Changed		Client Info		Changed	Changed	Changed
Filter Changed		Client Info		N/A	N/A	N/A
Sample Status				NORMAL	NORMAL	NORMAL

WEAR

All component wear rates are normal.

Iron	ppm	ASTM D5185m	>100	12	20	39
Chromium	ppm	ASTM D5185m	>20	<1	1	2
Nickel	ppm	ASTM D5185m	>4	0	0	<1
Titanium	ppm	ASTM D5185m		<1	<1	<1
Silver	ppm	ASTM D5185m	>3	0	<1	0
Aluminum	ppm	ASTM D5185m	>20	4	7	17
Lead	ppm	ASTM D5185m	>40	0	0	0
Copper	ppm	ASTM D5185m	>330	21	67	80
Tin	ppm	ASTM D5185m	>15	0	0	2
Vanadium	ppm	ASTM D5185m		<1	<1	0
White Metal	scalar	*Visual	NONE	NONE	NONE	NONE
Yellow Metal	scalar	*Visual	NONE	NONE	NONE	NONE

CONTAMINATION

There is no indication of any contamination in the oil.

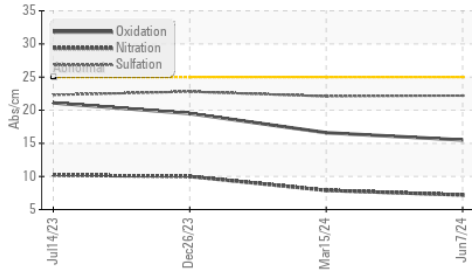
Silicon	ppm	ASTM D5185m	>25	5	5	6
Potassium	ppm	ASTM D5185m	>20	4	12	45
Fuel		WC Method	>5	<1.0	<1.0	<1.0
Water		WC Method	>0.2	NEG	NEG	NEG
Glycol		WC Method		NEG	NEG	NEG
Soot %	%	*ASTM D7844	>3	0.4	0.5	0.9
Nitration	Abs/cm	*ASTM D7624	>20	7.2	7.9	10.0
Sulfation	Abs/.1mm	*ASTM D7415	>30	22.2	22.1	22.8
Silt	scalar	*Visual	NONE	NONE	NONE	NONE
Debris	scalar	*Visual	NONE	NONE	NONE	NONE
Sand/Dirt	scalar	*Visual	NONE	NONE	NONE	NONE
Appearance	scalar	*Visual	NORML	NORML	NORML	NORML
Odor	scalar	*Visual	NORML	NORML	NORML	NORML
Emulsified Water	scalar	*Visual	>0.2	NEG	NEG	NEG

FLUID CONDITION

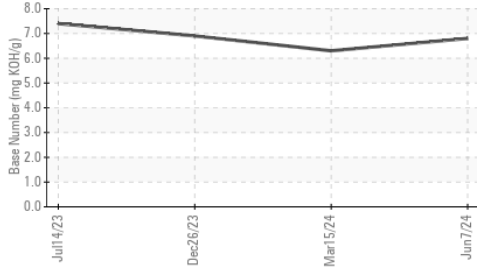
The BN result indicates that there is suitable alkalinity remaining in the oil. The condition of the oil is suitable for further service.

Sodium	ppm	ASTM D5185m	>50	1	2	0
Boron	ppm	ASTM D5185m		268	193	4
Barium	ppm	ASTM D5185m		0	0	10
Molybdenum	ppm	ASTM D5185m		84	78	65
Manganese	ppm	ASTM D5185m		<1	<1	1
Magnesium	ppm	ASTM D5185m		431	533	818
Calcium	ppm	ASTM D5185m		1471	1454	1169
Phosphorus	ppm	ASTM D5185m		1032	1008	932
Zinc	ppm	ASTM D5185m		1314	1259	1062
Sulfur	ppm	ASTM D5185m		3630	3363	2434
Oxidation	Abs/.1mm	*ASTM D7414	>25	15.5	16.6	19.5
Base Number (BN)	mg KOH/g	ASTM D2896		6.8	6.3	6.9
Visc @ 100°C	cSt	ASTM D445	14.4	13.5	12.9	12.7

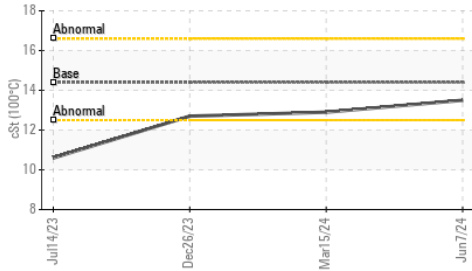
FT-IR (Direct Trend)



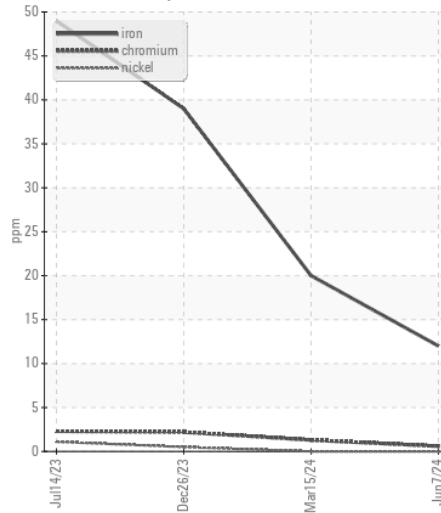
Base Number



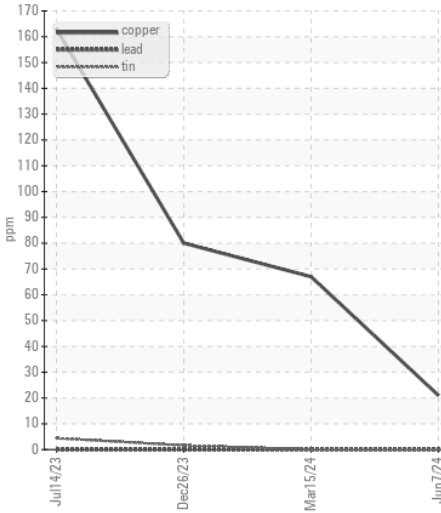
Viscosity @ 100°C



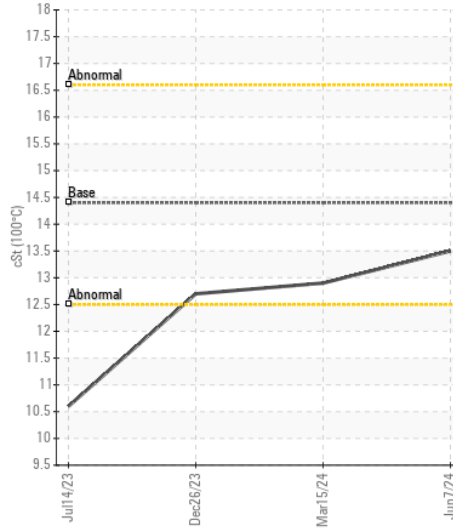
Ferrous Alloys



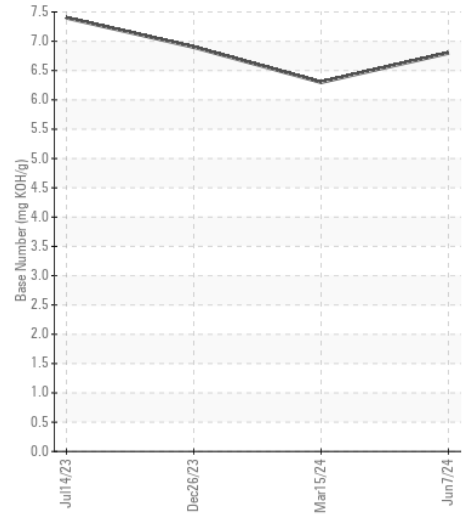
Non-ferrous Metals



Viscosity @ 100°C



Base Number



Certificate L2367

Laboratory : WearCheck USA - 501 Madison Ave., Cary, NC 27513
Sample No. : WC0918510
Lab Number : 06219153
Unique Number : 11097350
Test Package : FLEET

Received : 24 Jun 2024
Tested : 25 Jun 2024
Diagnosed : 25 Jun 2024 - Wes Davis

SALEM NATIONALEASE CORPORATION
 198 PARK PLAZA DRIVE
 WINSTON SALEM, NC
 US 27105

Contact: Audrey Hopkins
 Audrey.Hopkins@salemcorp.com
 T: (336)767-9642

To discuss this sample report, contact Customer Service at 1-800-237-1369.

* - Denotes test methods that are outside of the ISO 17025 scope of accreditation.

Statements of conformity to specifications are based on the simple acceptance decision rule (JCGM 106:2012)

F: x: