



OIL ANALYSIS REPORT

WEAR	NORMAL
CONTAMINATION	NORMAL
FLUID CONDITION	NORMAL

Machine Id
16271
 Component
Diesel Engine
 Fluid
DIESEL ENGINE OIL SAE 15W40 (--- QTS)

RECOMMENDATION

Resample at the next service interval to monitor.

Test	UOM	Method	Limit/Abn	Current	History1	History2
Sample Number		Client Info		WC0945998	WC0919250	WC0887097
Sample Date		Client Info		13 Jun 2024	08 Apr 2024	03 Jan 2024
Machine Age	mls	Client Info		0	0	0
Oil Age	mls	Client Info		0	0	0
Filter Age	mls	Client Info		0	0	0
Oil Changed		Client Info		N/A	N/A	N/A
Filter Changed		Client Info		N/A	N/A	N/A
Sample Status				NORMAL	NORMAL	NORMAL

WEAR

All component wear rates are normal.

Iron	ppm	ASTM D5185m	>100	43	12	5
Chromium	ppm	ASTM D5185m	>20	<1	<1	<1
Nickel	ppm	ASTM D5185m	>4	<1	0	0
Titanium	ppm	ASTM D5185m		<1	0	<1
Silver	ppm	ASTM D5185m	>3	<1	0	0
Aluminum	ppm	ASTM D5185m	>20	16	5	2
Lead	ppm	ASTM D5185m	>40	<1	0	0
Copper	ppm	ASTM D5185m	>330	3	<1	<1
Tin	ppm	ASTM D5185m	>15	2	0	<1
Vanadium	ppm	ASTM D5185m		<1	0	0
White Metal	scalar	*Visual	NONE	NONE	NONE	NONE
Yellow Metal	scalar	*Visual	NONE	NONE	NONE	NONE

CONTAMINATION

There is no indication of any contamination in the oil.

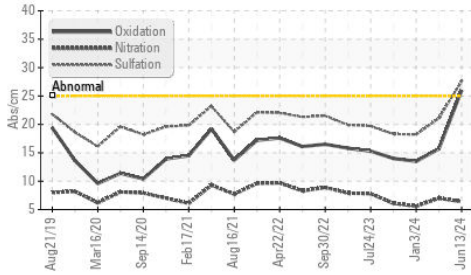
Silicon	ppm	ASTM D5185m	>25	6	5	3
Potassium	ppm	ASTM D5185m	>20	6	3	3
Fuel		WC Method	>5	<1.0	<1.0	0.3
Water		WC Method	>0.2	NEG	NEG	NEG
Glycol		WC Method		NEG	NEG	NEG
Soot %	%	*ASTM D7844	>3	0.3	0.3	0.1
Nitration	Abs/cm	*ASTM D7624	>20	6.4	7.0	5.6
Sulfation	Abs/.1mm	*ASTM D7415	>30	27.6	21.1	18.2
Silt	scalar	*Visual	NONE	NONE	NONE	NONE
Debris	scalar	*Visual	NONE	NONE	NONE	NONE
Sand/Dirt	scalar	*Visual	NONE	NONE	NONE	NONE
Appearance	scalar	*Visual	NORML	NORML	NORML	NORML
Odor	scalar	*Visual	NORML	NORML	NORML	NORML
Emulsified Water	scalar	*Visual	>0.2	NEG	NEG	NEG

FLUID CONDITION

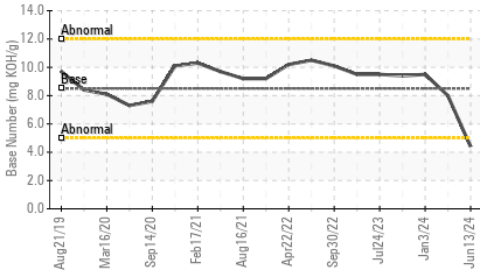
The BN result indicates that there is suitable alkalinity remaining in the oil. The condition of the oil is suitable for further service.

Sodium	ppm	ASTM D5185m	>158	<1	<1	0
Boron	ppm	ASTM D5185m	250	136	339	9
Barium	ppm	ASTM D5185m	10	1	0	0
Molybdenum	ppm	ASTM D5185m	100	58	88	62
Manganese	ppm	ASTM D5185m		6	<1	<1
Magnesium	ppm	ASTM D5185m	450	302	566	857
Calcium	ppm	ASTM D5185m	3000	903	1421	1000
Phosphorus	ppm	ASTM D5185m	1150	1034	1148	974
Zinc	ppm	ASTM D5185m	1350	769	1316	1097
Sulfur	ppm	ASTM D5185m	4250	6294	4039	3320
Oxidation	Abs/.1mm	*ASTM D7414	>25	26.0	15.7	13.5
Base Number (BN)	mg KOH/g	ASTM D2896	8.5	4.4	8.0	9.5
Visc @ 100°C	cSt	ASTM D445	14.4	13.0	12.9	12.4

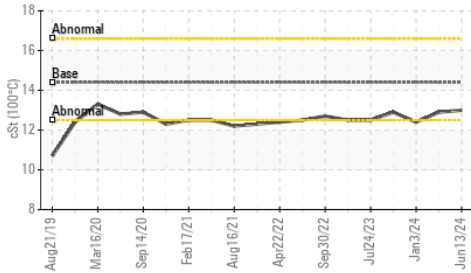
FT-IR (Direct Trend)



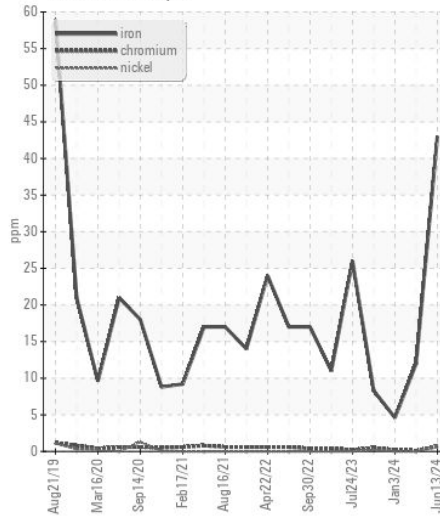
Base Number



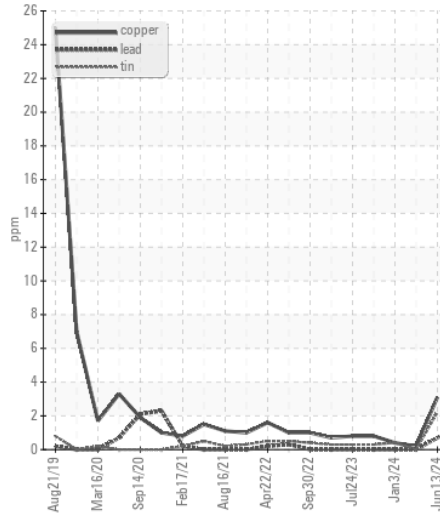
Viscosity @ 100°C



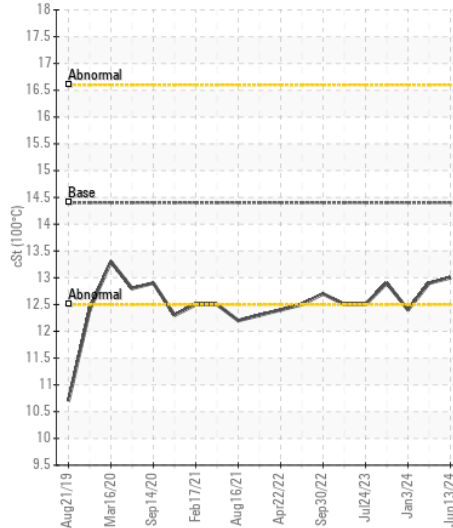
Ferrous Alloys



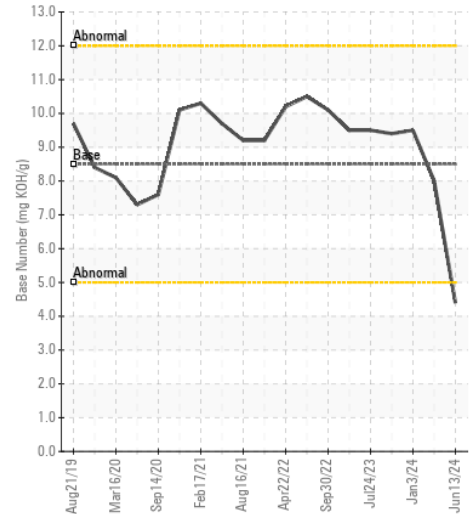
Non-ferrous Metals



Viscosity @ 100°C



Base Number



Certificate L2367

Laboratory : WearCheck USA - 501 Madison Ave., Cary, NC 27513

Sample No. : WC0945998

Lab Number : 06219229

Unique Number : 11097426

Test Package : FLEET

Received : 24 Jun 2024

Tested : 25 Jun 2024

Diagnosed : 26 Jun 2024 - Jonathan Hester

SALEM NATIONALEASE CORPORATION

198 PARK PLAZA DRIVE

WINSTON SALEM, NC

US 27105

Contact: Audrey Hopkins

Audrey.Hopkins@salemcorp.com

T: (336)767-9642

F: x:

To discuss this sample report, contact Customer Service at 1-800-237-1369.

* - Denotes test methods that are outside of the ISO 17025 scope of accreditation.

Statements of conformity to specifications are based on the simple acceptance decision rule (JCGM 106:2012)