



WEAR	NORMAL
CONTAMINATION	NORMAL
FLUID CONDITION	NORMAL

Area
IAN
Machine Id
IAN
Component
Port Genset
Fluid
CHEVRON DELO 710 LS (8 GAL)

RECOMMENDATION

Resample at the next service interval to monitor.

Test	UOM	Method	Limit/Abn	Current	History1	History2
Sample Number		Client Info		MW0060992	MW0060989	MW0065477
Sample Date		Client Info		05 May 2024	15 Mar 2024	20 Feb 2024
Machine Age	hrs	Client Info		8653	8382	8126
Oil Age	hrs	Client Info		271	246	250
Filter Age	hrs	Client Info		271	246	250
Oil Changed		Client Info		Changed	Changed	Changed
Filter Changed		Client Info		Changed	Changed	Changed
Sample Status				NORMAL	NORMAL	SEVERE

WEAR

All component wear rates are normal.

Iron	ppm	ASTM D5185m	>50	15	21	28
Chromium	ppm	ASTM D5185m	>4	<1	<1	<1
Nickel	ppm	ASTM D5185m	>2	1	<1	<1
Titanium	ppm	ASTM D5185m		0	<1	<1
Silver	ppm	ASTM D5185m	>5	0	0	0
Aluminum	ppm	ASTM D5185m	>12	2	3	3
Lead	ppm	ASTM D5185m	>17	0	<1	<1
Copper	ppm	ASTM D5185m	>70	<1	<1	4
Tin	ppm	ASTM D5185m	>15	0	<1	<1
Vanadium	ppm	ASTM D5185m		<1	<1	<1
White Metal	scalar	*Visual	NONE	NONE	NONE	NONE
Yellow Metal	scalar	*Visual	NONE	NONE	NONE	NONE

CONTAMINATION

There is no indication of any contamination in the oil.

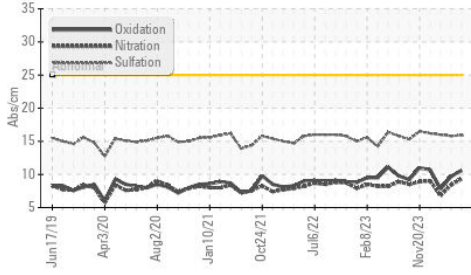
Silicon	ppm	ASTM D5185m	>25	2	2	▲ 375
Potassium	ppm	ASTM D5185m	>20	1	3	4
Fuel		WC Method	>4.0	<1.0	<1.0	<1.0
Water		WC Method	>0.1	NEG	NEG	NEG
Glycol		WC Method		NEG	NEG	NEG
Soot %	%	*ASTM D7844		0.5	0.4	0.2
Nitration	Abs/cm	*ASTM D7624	>20	9.3	8.4	6.8
Sulfation	Abs/.1mm	*ASTM D7415	>30	15.9	15.8	16.0
Silt	scalar	*Visual	NONE	NONE	NONE	NONE
Debris	scalar	*Visual	NONE	NONE	NONE	NONE
Sand/Dirt	scalar	*Visual	NONE	NONE	NONE	NONE
Appearance	scalar	*Visual	NORML	NORML	NORML	NORML
Odor	scalar	*Visual	NORML	NORML	NORML	NORML
Emulsified Water	scalar	*Visual	>0.1	NEG	NEG	NEG

FLUID CONDITION

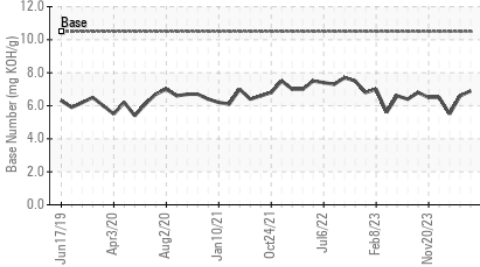
The BN result indicates that there is suitable alkalinity remaining in the oil. The condition of the oil is suitable for further service.

Sodium	ppm	ASTM D5185m		1	0	33
Boron	ppm	ASTM D5185m		41	40	45
Barium	ppm	ASTM D5185m		0	2	2
Molybdenum	ppm	ASTM D5185m		52	51	33
Manganese	ppm	ASTM D5185m		<1	<1	<1
Magnesium	ppm	ASTM D5185m		12	9	17
Calcium	ppm	ASTM D5185m		3635	3407	2098
Phosphorus	ppm	ASTM D5185m		0	7	8
Zinc	ppm	ASTM D5185m		0	3	6
Sulfur	ppm	ASTM D5185m		2607	2232	2018
Oxidation	Abs/.1mm	*ASTM D7414	>25	10.6	9.7	7.8
Base Number (BN)	mg KOH/g	ASTM D2896	10.5	6.9	6.6	5.5
Visc @ 100°C	cSt	ASTM D445	15.5	14.4	14.5	13.8

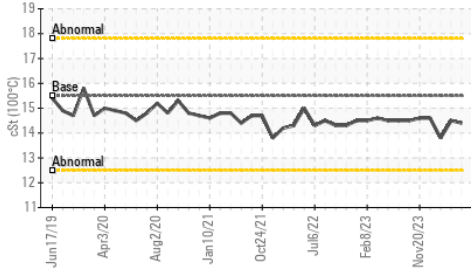
FT-IR (Direct Trend)



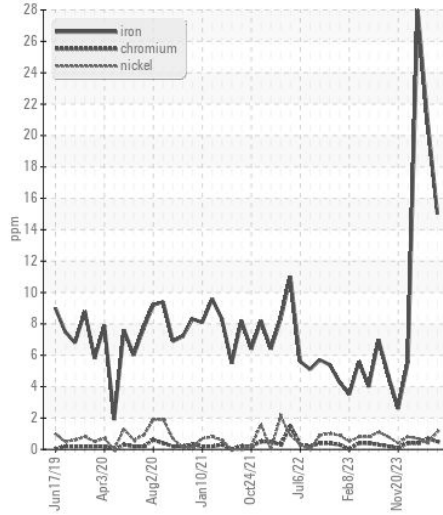
Base Number



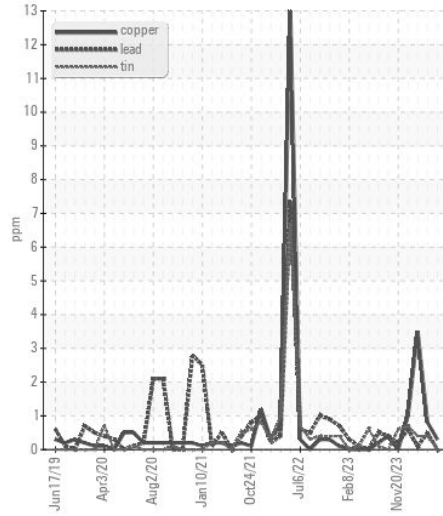
Viscosity @ 100°C



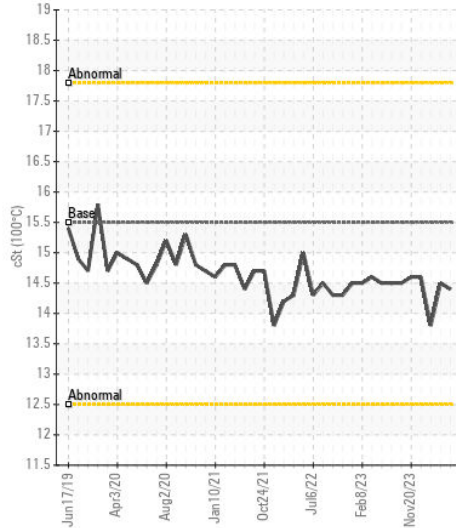
Ferrous Alloys



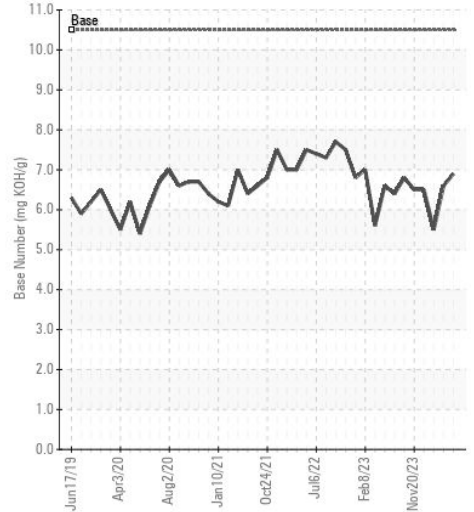
Non-ferrous Metals



Viscosity @ 100°C



Base Number



Certificate L2367

Laboratory : WearCheck USA - 501 Madison Ave., Cary, NC 27513
Sample No. : MW0060992
Lab Number : 06219377
Unique Number : 11097574
Test Package : MAR 2

Received : 25 Jun 2024
Tested : 25 Jun 2024
Diagnosed : 25 Jun 2024 - Wes Davis

AMERICAN RIVER TRANSPORTATION CO.
 P.O. BOX 2889
 ST. LOUIS, MO
 US 63111
 Contact: BRIAN GRIEWING
 brian.griewing@adm.com
 T:
 F: (314)481-5278

To discuss this sample report, contact Customer Service at 1-800-237-1369.

* - Denotes test methods that are outside of the ISO 17025 scope of accreditation.

Statements of conformity to specifications are based on the simple acceptance decision rule (JCGM 106:2012)