



WEAR	NORMAL
CONTAMINATION	NORMAL
FLUID CONDITION	NORMAL

Machine Id
1926735
 Component
Diesel Engine
 Fluid
PETRO CANADA DURON SHP 10W30 (36 GAL)

RECOMMENDATION

Resample at the next service interval to monitor.

Test	UOM	Method	Limit/Abn	Current	History1	History2
Sample Number		Client Info		PCA0124559	PCA0114757	PCA0110969
Sample Date		Client Info		13 Apr 2024	30 Jan 2024	08 Nov 2023
Machine Age	mls	Client Info		447616	0	0
Oil Age	mls	Client Info		0	20000	40000
Filter Age	mls	Client Info		0	20000	20000
Oil Changed		Client Info		Changed	Not Changed	Changed
Filter Changed		Client Info		N/A	Changed	Changed
Sample Status				NORMAL	NORMAL	NORMAL

WEAR

All component wear rates are normal.

Iron	ppm	ASTM D5185m	>100	31	15	24
Chromium	ppm	ASTM D5185m	>20	<1	<1	<1
Nickel	ppm	ASTM D5185m	>2	<1	0	<1
Titanium	ppm	ASTM D5185m		10	1	<1
Silver	ppm	ASTM D5185m	>2	<1	<1	0
Aluminum	ppm	ASTM D5185m	>25	3	2	2
Lead	ppm	ASTM D5185m	>40	2	2	1
Copper	ppm	ASTM D5185m	>330	6	3	5
Tin	ppm	ASTM D5185m	>15	1	1	1
Vanadium	ppm	ASTM D5185m		<1	<1	0
White Metal	scalar	*Visual	NONE	NONE	NONE	NONE
Yellow Metal	scalar	*Visual	NONE	NONE	NONE	NONE

CONTAMINATION

There is no indication of any contamination in the oil.

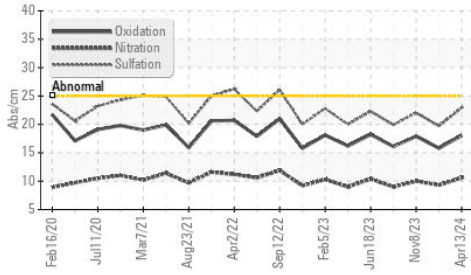
Silicon	ppm	ASTM D5185m	>25	5	3	5
Potassium	ppm	ASTM D5185m	>20	4	3	4
Fuel		WC Method	>6.0	<1.0	<1.0	<1.0
Water		WC Method	>0.2	NEG	NEG	NEG
Glycol		WC Method		NEG	NEG	NEG
Soot %	%	*ASTM D7844	>3	0.6	0.4	0.5
Nitration	Abs/cm	*ASTM D7624	>20	10.6	9.3	10.0
Sulfation	Abs/.1mm	*ASTM D7415	>30	22.9	19.7	22.0
Silt	scalar	*Visual	NONE	NONE	NONE	NONE
Debris	scalar	*Visual	NONE	NONE	NONE	NONE
Sand/Dirt	scalar	*Visual	NONE	NONE	NONE	NONE
Appearance	scalar	*Visual	NORML	NORML	NORML	NORML
Odor	scalar	*Visual	NORML	NORML	NORML	NORML
Emulsified Water	scalar	*Visual	>0.2	NEG	NEG	NEG

FLUID CONDITION

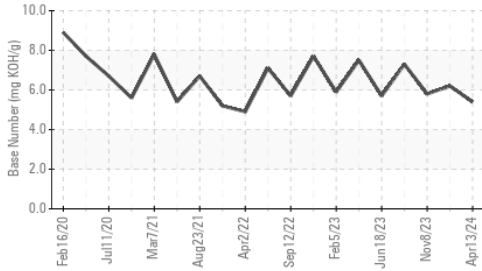
The BN result indicates that there is suitable alkalinity remaining in the oil. The condition of the oil is suitable for further service.

Sodium	ppm	ASTM D5185m		11	8	8
Boron	ppm	ASTM D5185m	2	18	4	0
Barium	ppm	ASTM D5185m	0	1	0	12
Molybdenum	ppm	ASTM D5185m	50	55	51	60
Manganese	ppm	ASTM D5185m	0	1	<1	<1
Magnesium	ppm	ASTM D5185m	950	812	847	915
Calcium	ppm	ASTM D5185m	1050	1129	1007	1057
Phosphorus	ppm	ASTM D5185m	995	889	946	948
Zinc	ppm	ASTM D5185m	1180	1166	1077	1218
Sulfur	ppm	ASTM D5185m	2600	2669	3146	2822
Oxidation	Abs/.1mm	*ASTM D7414	>25	18.0	15.8	17.9
Base Number (BN)	mg KOH/g	ASTM D2896		5.4	6.2	5.8
Visc @ 100°C	cSt	ASTM D445	12.00	10.9	11.0	11.1

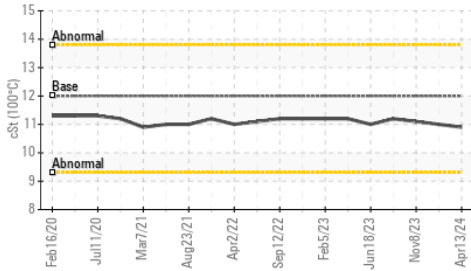
FT-IR (Direct Trend)



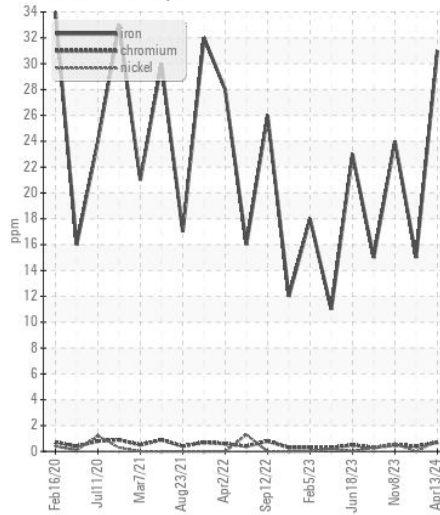
Base Number



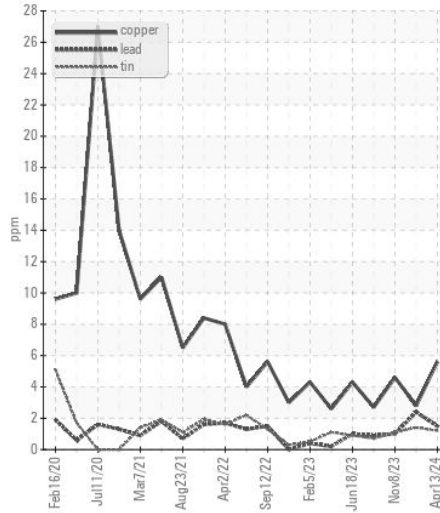
Viscosity @ 100°C



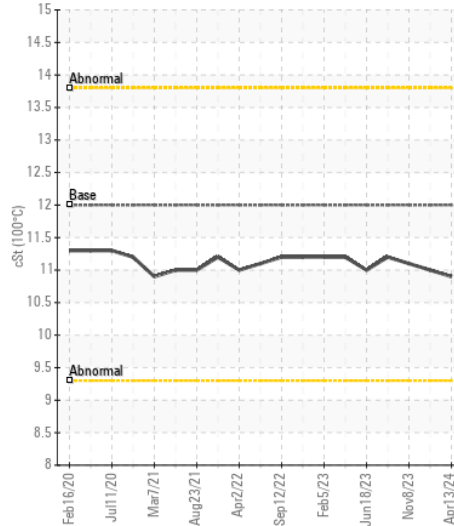
Ferrous Alloys



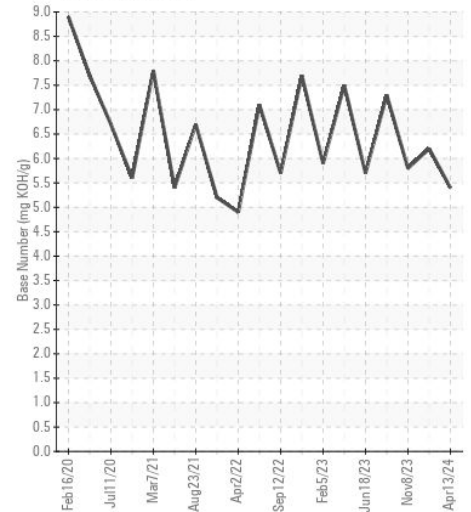
Non-ferrous Metals



Viscosity @ 100°C



Base Number



Certificate L2367

Laboratory : WearCheck USA - 501 Madison Ave., Cary, NC 27513

Sample No. : PCA0124559

Lab Number : 06219444

Unique Number : 11097641

Test Package : FLEET

Received : 25 Jun 2024

Tested : 26 Jun 2024

Diagnosed : 26 Jun 2024 - Wes Davis

PERDUE FARMS - GEORGETOWN

20621 SAVANAH RD

GEORGETOWN, DE

US 19947

Contact: ROBERT LOCKWOOD

Robert.Lockwood@Perdue.com

T:

F:

To discuss this sample report, contact Customer Service at 1-800-237-1369.

* - Denotes test methods that are outside of the ISO 17025 scope of accreditation.

Statements of conformity to specifications are based on the simple acceptance decision rule (JCGM 106:2012)