



ASCENDUM

OIL ANALYSIS REPORT

WEAR	NORMAL
CONTAMINATION	NORMAL
FLUID CONDITION	NORMAL



Machine Id
VOLVO A25D 72044
Component
Diesel Engine
Fluid
VOLVO ULTRA DIESEL ENGINE OIL 15W40 VDS-3 (--- GAL)

RECOMMENDATION

Resample at the next service interval to monitor.

Test	UOM	Method	Limit/Abn	Current	History1	History2
Sample Number		Client Info		ASC0003343	VCP222388	VCP233632
Sample Date		Client Info		24 Jun 2024	09 Aug 2019	16 Nov 2018
Machine Age	hrs	Client Info		8543	6823	0
Oil Age	hrs	Client Info		8543	500	0
Filter Age	hrs	Client Info		0	0	0
Oil Changed		Client Info		Changed	Changed	Changed
Filter Changed		Client Info		Changed	N/A	N/A
Sample Status				NORMAL	NORMAL	NORMAL

WEAR

All component wear rates are normal.

Iron	ppm	ASTM D5185m	>100	4	11	10
Chromium	ppm	ASTM D5185m	>10	<1	1	<1
Nickel	ppm	ASTM D5185m	>10	<1	<1	<1
Titanium	ppm	ASTM D5185m		<1	<1	0
Silver	ppm	ASTM D5185m	>2	<1	<1	0
Aluminum	ppm	ASTM D5185m	>10	3	3	2
Lead	ppm	ASTM D5185m	>20	<1	<1	<1
Copper	ppm	ASTM D5185m	>15	1	1	1
Tin	ppm	ASTM D5185m	>10	<1	<1	<1
Vanadium	ppm	ASTM D5185m		<1	0	0
White Metal	scalar	*Visual	NONE	NONE	NONE	NONE
Yellow Metal	scalar	*Visual	NONE	NONE	NONE	NONE

CONTAMINATION

There is no indication of any contamination in the oil.

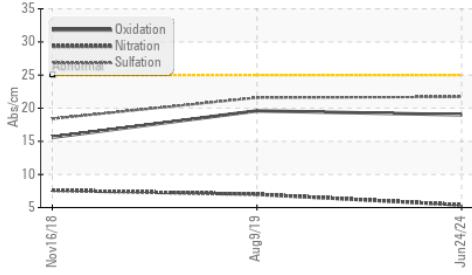
Silicon	ppm	ASTM D5185m	>20	6	5	4
Potassium	ppm	ASTM D5185m	>20	2	<1	<1
Fuel		WC Method	>3.0	<1.0	<1.0	<1.0
Water		WC Method	>0.1	NEG	NEG	NEG
Glycol		WC Method		NEG	NEG	NEG
Soot %	%	*ASTM D7844	>3	0.2	0.4	0.4
Nitration	Abs/cm	*ASTM D7624	>20	5.4	7	7.6
Sulfation	Abs/.1mm	*ASTM D7415	>30	21.7	21.6	18.4
Silt	scalar	*Visual	NONE	NONE	NONE	NONE
Debris	scalar	*Visual	NONE	NONE	NONE	NONE
Sand/Dirt	scalar	*Visual	NONE	NONE	NONE	NONE
Appearance	scalar	*Visual	NORML	NORML	NORML	NORML
Odor	scalar	*Visual	NORML	NORML	NORML	NORML
Emulsified Water	scalar	*Visual	>0.1	NEG	NEG	NEG

FLUID CONDITION

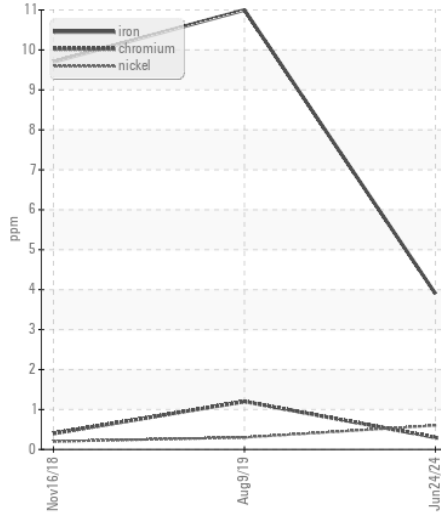
The BN result indicates that there is suitable alkalinity remaining in the oil. The condition of the oil is suitable for further service.

Sodium	ppm	ASTM D5185m		1	0	5
Boron	ppm	ASTM D5185m	2.5	70	59	47
Barium	ppm	ASTM D5185m	0.0	1	<1	0
Molybdenum	ppm	ASTM D5185m	0.7	44	42	44
Manganese	ppm	ASTM D5185m	0.0	<1	<1	<1
Magnesium	ppm	ASTM D5185m	256	527	500	748
Calcium	ppm	ASTM D5185m	2057	1706	1595	1278
Phosphorus	ppm	ASTM D5185m	935	863	736	847
Zinc	ppm	ASTM D5185m	1223	1103	897	958
Sulfur	ppm	ASTM D5185m	4079	2927	2092	3489
Oxidation	Abs/.1mm	*ASTM D7414	>25	19.0	19.6	15.6
Base Number (BN)	mg KOH/g	ASTM D2896	10	10.4	---	---
Visc @ 100°C	cSt	ASTM D445	15.0	12.5	12.8	13.58

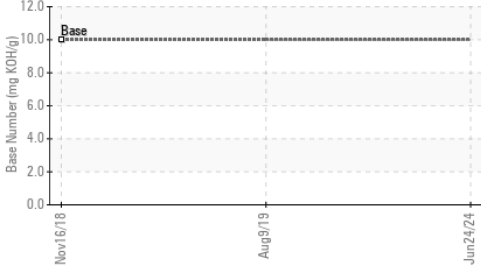
FT-IR (Direct Trend)



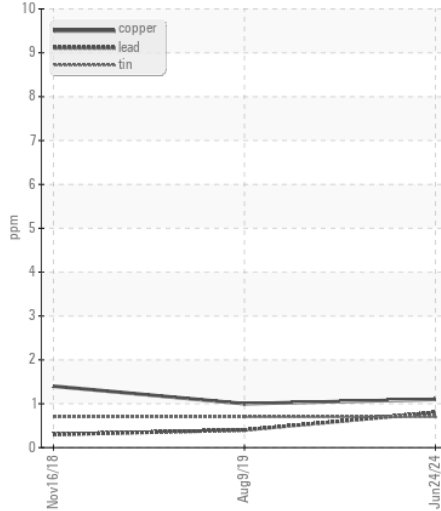
Ferrous Alloys



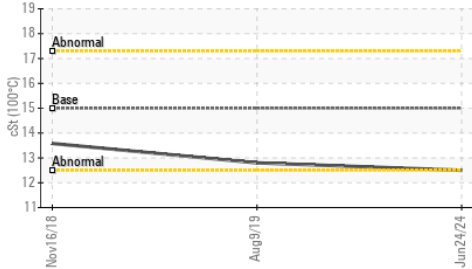
Base Number



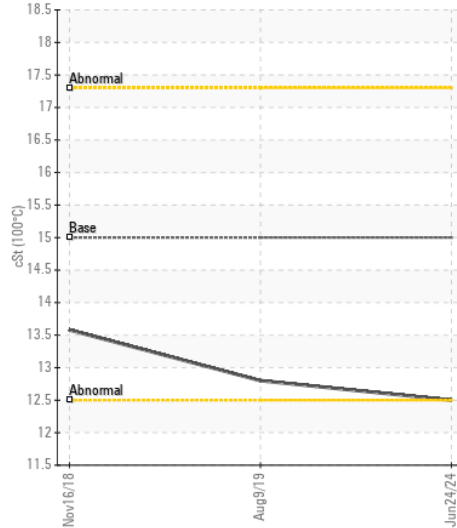
Non-ferrous Metals



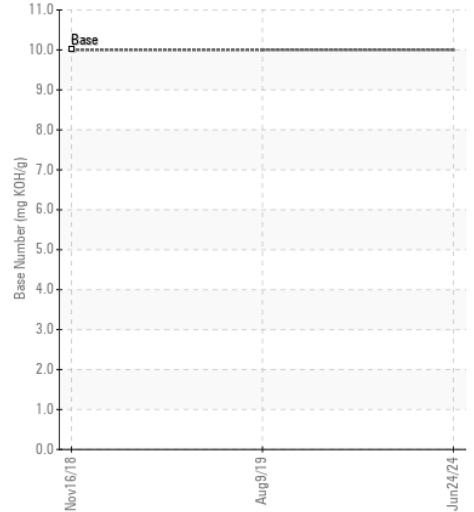
Viscosity @ 100°C



Viscosity @ 100°C



Base Number



Certificate L2367

Laboratory : WearCheck USA - 501 Madison Ave., Cary, NC 27513
Sample No. : ASC0003343 **Received** : 25 Jun 2024
Lab Number : 06219516 **Tested** : 26 Jun 2024
Unique Number : 11097713 **Diagnosed** : 26 Jun 2024 - Wes Davis
Test Package : CONST (Additional Tests: TBN)

WHITMIRE GRADING
 130 BULLDOZER LANE
 BREVARD, NC
 US 28712

Contact: DENNY WHITMIRE
 denny@whitmiregrading.com

To discuss this sample report, contact Customer Service at 1-800-237-1369.

* - Denotes test methods that are outside of the ISO 17025 scope of accreditation.

Statements of conformity to specifications are based on the simple acceptance decision rule (JCGM 106:2012)

T: (828)883-3867
 F: (828)885-8323