



# LIEBHERR

## OIL ANALYSIS REPORT

WEAR	<b>NORMAL</b>
CONTAMINATION	<b>NORMAL</b>
FLUID CONDITION	<b>NORMAL</b>



Machine Id  
**LIEBHERR LH30M 1253-118648**  
Component  
**Swing Drive**  
Fluid  
**LIEBHERR GEAR BASIC 90 LS (10 LTR)**

### RECOMMENDATION

Resample at the next service interval to monitor.

Test	UOM	Method	Limit/Abn	Current	History1	History2
Sample Number		Client Info		<b>LH0272220</b>	LH0244511	LH0207389
Sample Date		Client Info		<b>17 Jun 2024</b>	07 Mar 2023	09 Nov 2021
Machine Age	hrs	Client Info		<b>1690</b>	1690	952
Oil Age	hrs	Client Info		<b>952</b>	738	952
Filter Age	hrs	Client Info		<b>0</b>	0	952
Oil Changed		Client Info		<b>Changed</b>	N/A	Changed
Filter Changed		Client Info		<b>N/A</b>	N/A	None
Sample Status				<b>NORMAL</b>	NORMAL	NORMAL

### WEAR

All component wear rates are normal.

Iron	ppm	ASTM D5185m	>1450	<b>736</b>	5	71
Chromium	ppm	ASTM D5185m	>11	<b>5</b>	<1	<1
Nickel	ppm	ASTM D5185m	>3	<b>0</b>	0	<1
Titanium	ppm	ASTM D5185m		<b>&lt;1</b>	0	0
Silver	ppm	ASTM D5185m		<b>0</b>	0	2
Aluminum	ppm	ASTM D5185m	>4	<b>&lt;1</b>	0	<1
Lead	ppm	ASTM D5185m	>4	<b>&lt;1</b>	0	<1
Copper	ppm	ASTM D5185m	>542	<b>90</b>	<1	53
Tin	ppm	ASTM D5185m	>38	<b>1</b>	0	1
Vanadium	ppm	ASTM D5185m		<b>&lt;1</b>	0	0
White Metal	scalar	*Visual	NONE	<b>NONE</b>	NONE	NONE
Yellow Metal	scalar	*Visual	NONE	<b>NONE</b>	NONE	NONE

### CONTAMINATION

There is no indication of any contamination in the oil.

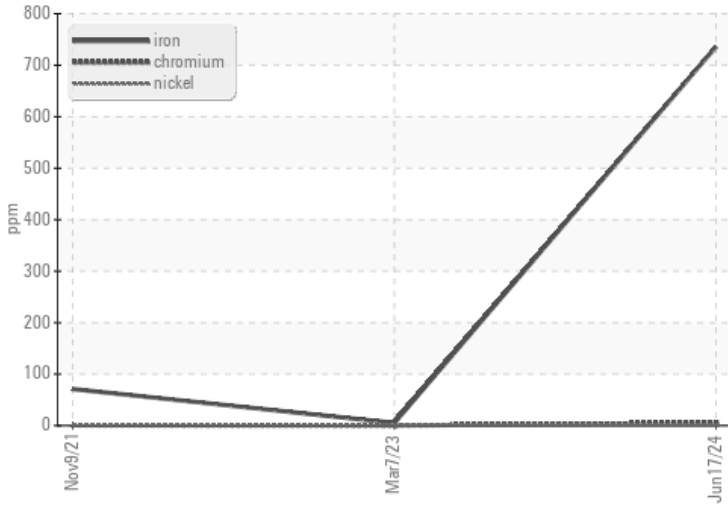
Silicon	ppm	ASTM D5185m	>15	<b>3</b>	<1	0
Potassium	ppm	ASTM D5185m	>20	<b>2</b>	0	<1
Water		WC Method	>0.2	<b>NEG</b>	NEG	NEG
Silt	scalar	*Visual	NONE	<b>NONE</b>	NONE	NONE
Debris	scalar	*Visual	NONE	<b>NONE</b>	NONE	NONE
Sand/Dirt	scalar	*Visual	NONE	<b>NONE</b>	NONE	NONE
Appearance	scalar	*Visual	NORML	<b>NORML</b>	NORML	NORML
Odor	scalar	*Visual	NORML	<b>NORML</b>	NORML	NORML
Emulsified Water	scalar	*Visual	>0.2	<b>NEG</b>	NEG	NEG

### FLUID CONDITION

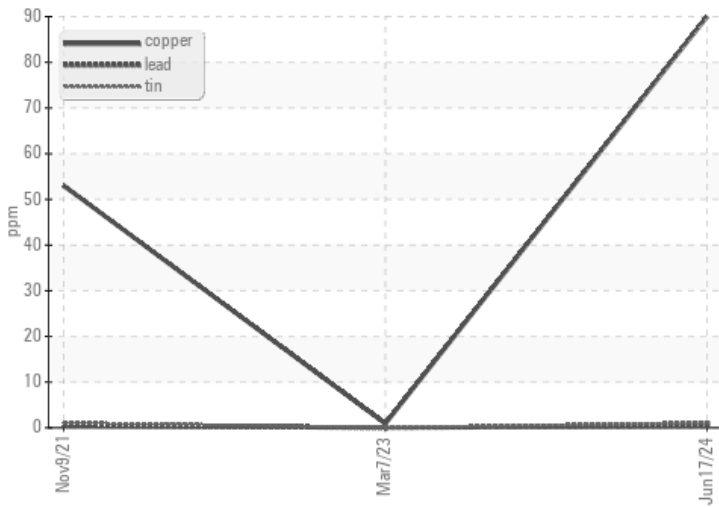
The condition of the oil is acceptable for the time in service.

Sodium	ppm	ASTM D5185m		<b>7</b>	4	5
Boron	ppm	ASTM D5185m	0	<b>&lt;1</b>	1	18
Barium	ppm	ASTM D5185m	0	<b>7</b>	0	6
Molybdenum	ppm	ASTM D5185m	0	<b>&lt;1</b>	0	<1
Manganese	ppm	ASTM D5185m	0	<b>8</b>	1	2
Magnesium	ppm	ASTM D5185m	<1	<b>1</b>	2	4
Calcium	ppm	ASTM D5185m	<1	<b>61</b>	173	65
Phosphorus	ppm	ASTM D5185m	2143	<b>2289</b>	2344	2232
Zinc	ppm	ASTM D5185m	<1	<b>39</b>	70	42
Sulfur	ppm	ASTM D5185m	23468	<b>31642</b>	34688	22397

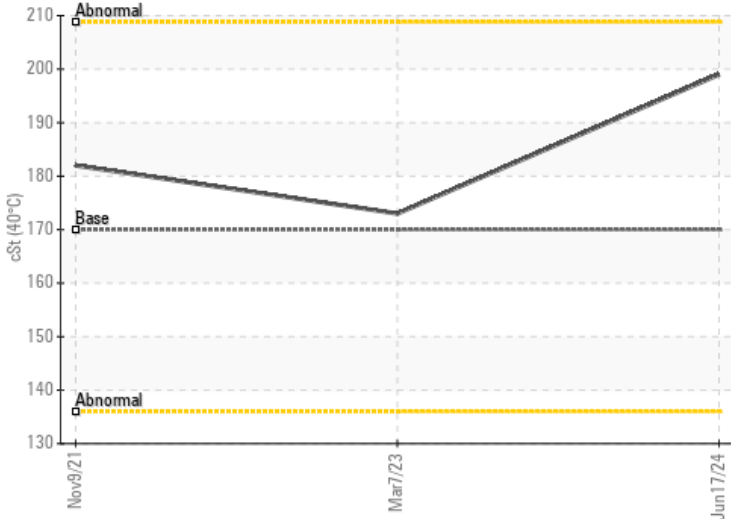
### Ferrous Alloys



### Non-ferrous Metals



### Viscosity @ 40°C



Certificate L2367

**Laboratory** : WearCheck USA - 501 Madison Ave., Cary, NC 27513  
**Sample No.** : LH0272220  
**Lab Number** : 06220443  
**Unique Number** : 11098640  
**Test Package** : CONST  
**Received** : 25 Jun 2024  
**Tested** : 26 Jun 2024  
**Diagnosed** : 26 Jun 2024 - Wes Davis

**JR VINAGRO**  
 2208 PLAINFIELD PIKE  
 JOHNSTON, RI  
 US 02919  
 Contact: Service Manager

To discuss this sample report, contact Customer Service at 1-800-237-1369.

\* - Denotes test methods that are outside of the ISO 17025 scope of accreditation.

Statements of conformity to specifications are based on the simple acceptance decision rule (JCGM 106:2012)

T:  
F: