



WEAR	NORMAL
CONTAMINATION	NORMAL
FLUID CONDITION	NORMAL



Area

[PALLET ONE]

Machine Id

VOLVO L150H 6359

Component

Diesel Engine

Fluid

VOLVO ULTRA DIESEL ENGINE OIL 15W40 VDS-3 (--- GAL)

RECOMMENDATION

Resample at the next service interval to monitor.

Test	UOM	Method	Limit/Abn	Current	History1	History2
Sample Number		Client Info		ML0001705	VCP408302	VCP377540
Sample Date		Client Info		06 Jun 2024	27 Jun 2023	02 May 2022
Machine Age	hrs	Client Info		7604	6537	5496
Oil Age	hrs	Client Info		0	500	0
Filter Age	hrs	Client Info		0	0	0
Oil Changed		Client Info		Changed	Changed	Changed
Filter Changed		Client Info		N/A	Changed	Changed
Sample Status				NORMAL	NORMAL	NORMAL

WEAR

All component wear rates are normal.

Iron	ppm	ASTM D5185m	>200	2	7	4
Chromium	ppm	ASTM D5185m	>20	0	<1	<1
Nickel	ppm	ASTM D5185m	>5	0	1	<1
Titanium	ppm	ASTM D5185m		0	0	0
Silver	ppm	ASTM D5185m	>2	0	0	0
Aluminum	ppm	ASTM D5185m	>30	1	<1	1
Lead	ppm	ASTM D5185m	>40	0	<1	1
Copper	ppm	ASTM D5185m	>20	<1	6	22
Tin	ppm	ASTM D5185m	>20	<1	<1	<1
Vanadium	ppm	ASTM D5185m		0	0	0
White Metal	scalar	*Visual	NONE	NONE	NONE	NONE
Yellow Metal	scalar	*Visual	NONE	NONE	NONE	NONE

CONTAMINATION

There is no indication of any contamination in the oil.

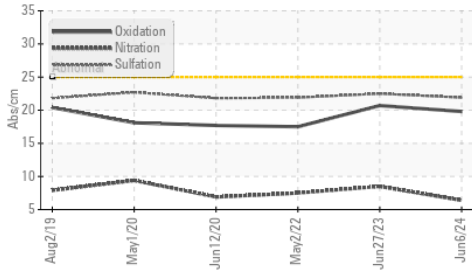
Silicon	ppm	ASTM D5185m	>20	4	4	3
Potassium	ppm	ASTM D5185m	>20	3	3	2
Fuel		WC Method	>6.0	<1.0	<1.0	<1.0
Water		WC Method	>0.2	NEG	NEG	NEG
Glycol		WC Method		NEG	NEG	NEG
Soot %	%	*ASTM D7844	>3	0.1	0.2	0.2
Nitration	Abs/cm	*ASTM D7624	>20	6.4	8.5	7.5
Sulfation	Abs/.1mm	*ASTM D7415	>30	21.9	22.5	21.9
Silt	scalar	*Visual	NONE	NONE	NONE	NONE
Debris	scalar	*Visual	NONE	NONE	NONE	NONE
Sand/Dirt	scalar	*Visual	NONE	NONE	NONE	NONE
Appearance	scalar	*Visual	NORML	NORML	NORML	NORML
Odor	scalar	*Visual	NORML	NORML	NORML	NORML
Emulsified Water	scalar	*Visual	>0.2	NEG	NEG	NEG

FLUID CONDITION

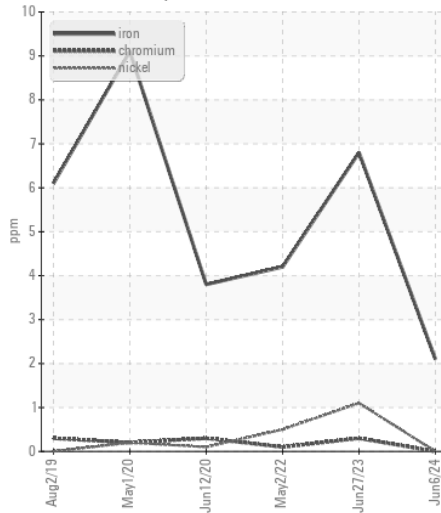
The BN result indicates that there is suitable alkalinity remaining in the oil. The condition of the oil is suitable for further service.

Sodium	ppm	ASTM D5185m		2	1	2
Boron	ppm	ASTM D5185m	2.5	55	32	15
Barium	ppm	ASTM D5185m	0.0	0	0	0
Molybdenum	ppm	ASTM D5185m	0.7	39	43	50
Manganese	ppm	ASTM D5185m	0.0	<1	<1	<1
Magnesium	ppm	ASTM D5185m	256	522	537	777
Calcium	ppm	ASTM D5185m	2057	1722	1587	1166
Phosphorus	ppm	ASTM D5185m	935	958	899	965
Zinc	ppm	ASTM D5185m	1223	1155	1106	1139
Sulfur	ppm	ASTM D5185m	4079	3368	2984	2681
Oxidation	Abs/.1mm	*ASTM D7414	>25	19.8	20.7	17.5
Base Number (BN)	mg KOH/g	ASTM D2896	10	10.3	9.2	9.5
Visc @ 100°C	cSt	ASTM D445	15.0	12.7	12.6	12.8

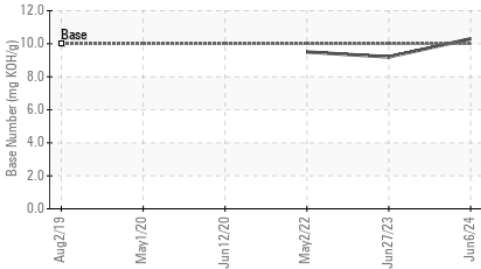
FT-IR (Direct Trend)



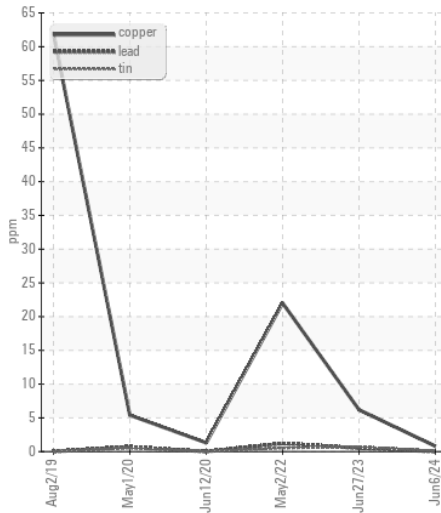
Ferrous Alloys



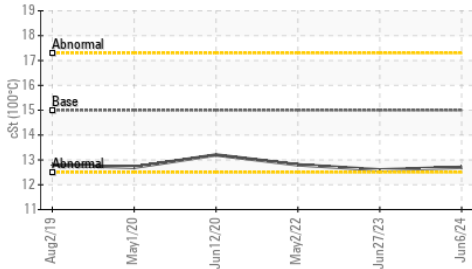
Base Number



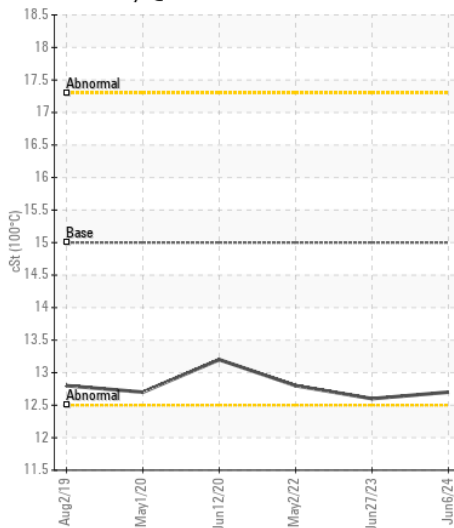
Non-ferrous Metals



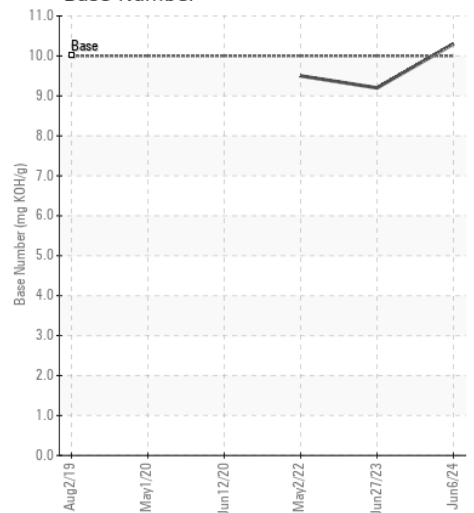
Viscosity @ 100°C



Viscosity @ 100°C



Base Number



Certificate L2367

Laboratory : WearCheck USA - 501 Madison Ave., Cary, NC 27513
Sample No. : ML0001705
Lab Number : 06220483
Unique Number : 11098680
Test Package : CONST (Additional Tests: TBN)

MCCLUNG-LOGAN EQUIPMENT CO - CHESAPEAKE
 4112 HOLLAND BLVD
 CHESAPEAKE, VA
 US 23323
 Contact: TOMMY GRIFFIN
 tgriffin@mcclung-logan.com
 T: (757)485-3314
 F: (757)485-3415

To discuss this sample report, contact Customer Service at 1-800-237-1369.

* - Denotes test methods that are outside of the ISO 17025 scope of accreditation.

Statements of conformity to specifications are based on the simple acceptance decision rule (JCGM 106:2012)