



WEAR	NORMAL
CONTAMINATION	NORMAL
FLUID CONDITION	NORMAL

Area
SALLY BROMFIELD
Machine Id
[SALLY BROMFIELD] 008 501709-8
Component
Starboard Genset
Fluid
CHEVRON DELO 400 LE 15W40 (7 GAL)

RECOMMENDATION

Resample at the next service interval to monitor.

Test	UOM	Method	Limit/Abn	Current	History1	History2
Sample Number		Client Info		MW0066029	MW0068458	MW0068457
Sample Date		Client Info		13 Jun 2024	14 May 2024	22 Mar 2024
Machine Age	hrs	Client Info		10185	9905	9694
Oil Age	hrs	Client Info		256	202	232
Filter Age	hrs	Client Info		0	202	232
Oil Changed		Client Info		N/A	Changed	Changed
Filter Changed		Client Info		N/A	Changed	Changed
Sample Status				NORMAL	NORMAL	NORMAL

WEAR

All component wear rates are normal.

Iron	ppm	ASTM D5185m	>50	4	5	3
Chromium	ppm	ASTM D5185m	>4	<1	<1	0
Nickel	ppm	ASTM D5185m	>2	0	<1	0
Titanium	ppm	ASTM D5185m		9	9	0
Silver	ppm	ASTM D5185m	>5	0	0	0
Aluminum	ppm	ASTM D5185m	>12	2	2	3
Lead	ppm	ASTM D5185m	>17	0	0	0
Copper	ppm	ASTM D5185m	>70	<1	<1	0
Tin	ppm	ASTM D5185m	>15	0	<1	<1
Vanadium	ppm	ASTM D5185m		0	<1	0
White Metal	scalar	*Visual	NONE	NONE	NONE	NONE
Yellow Metal	scalar	*Visual	NONE	NONE	NONE	NONE

CONTAMINATION

There is no indication of any contamination in the oil.

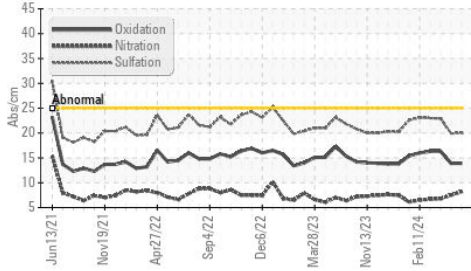
Silicon	ppm	ASTM D5185m	>25	5	5	4
Potassium	ppm	ASTM D5185m	>20	4	3	0
Fuel		WC Method	>4.0	<1.0	<1.0	<1.0
Water		WC Method	>0.1	NEG	NEG	NEG
Glycol		WC Method		NEG	NEG	NEG
Soot %	%	*ASTM D7844		0.4	0.3	0.3
Nitration	Abs/cm	*ASTM D7624	>20	8.2	7.5	6.8
Sulfation	Abs/.1mm	*ASTM D7415	>30	20.0	19.9	22.9
Silt	scalar	*Visual	NONE	NONE	NONE	NONE
Debris	scalar	*Visual	NONE	NONE	NONE	NONE
Sand/Dirt	scalar	*Visual	NONE	NONE	NONE	NONE
Appearance	scalar	*Visual	NORML	NORML	NORML	NORML
Odor	scalar	*Visual	NORML	NORML	NORML	NORML
Emulsified Water	scalar	*Visual	>0.1	NEG	NEG	NEG

FLUID CONDITION

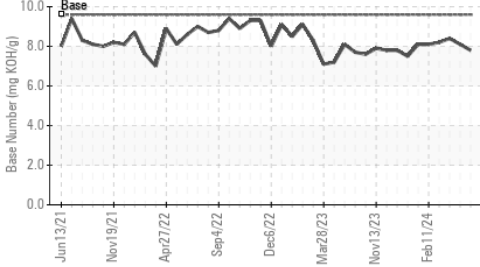
The BN result indicates that there is suitable alkalinity remaining in the oil. The condition of the oil is suitable for further service.

Sodium	ppm	ASTM D5185m		2	2	1
Boron	ppm	ASTM D5185m		109	189	290
Barium	ppm	ASTM D5185m		0	0	0
Molybdenum	ppm	ASTM D5185m		62	74	122
Manganese	ppm	ASTM D5185m		2	1	2
Magnesium	ppm	ASTM D5185m		720	685	643
Calcium	ppm	ASTM D5185m		1640	1628	1609
Phosphorus	ppm	ASTM D5185m	1200	734	617	738
Zinc	ppm	ASTM D5185m	1300	856	810	829
Sulfur	ppm	ASTM D5185m	3200	3669	2857	3110
Oxidation	Abs/.1mm	*ASTM D7414	>25	13.9	13.9	16.3
Base Number (BN)	mg KOH/g	ASTM D2896	9.6	7.8	8.1	8.4
Visc @ 100°C	cSt	ASTM D445	15.7	13.8	13.8	13.6

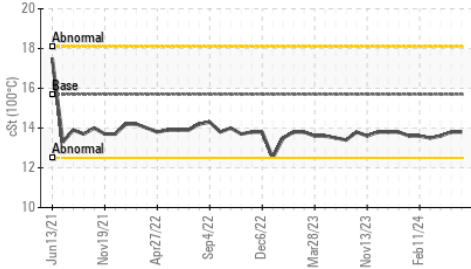
FT-IR (Direct Trend)



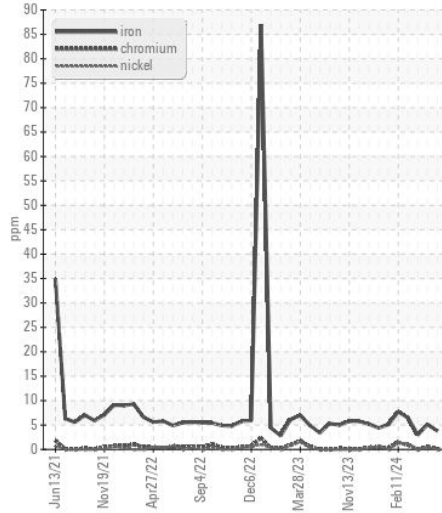
Base Number



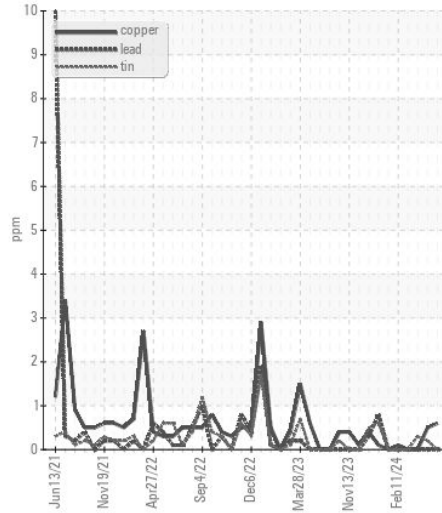
Viscosity @ 100°C



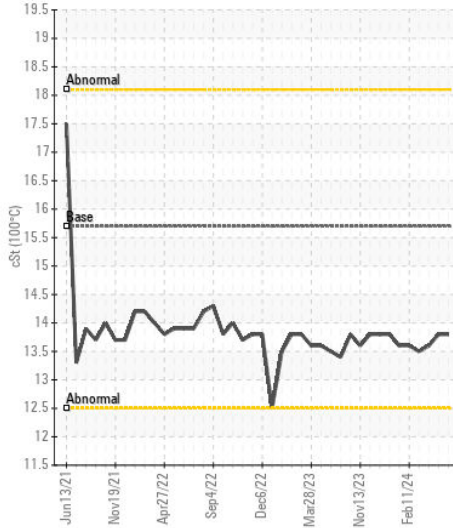
Ferrous Alloys



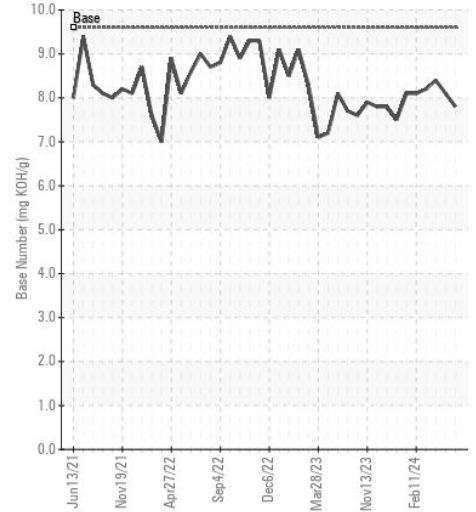
Non-ferrous Metals



Viscosity @ 100°C



Base Number



Certificate L2367

Laboratory : WearCheck USA - 501 Madison Ave., Cary, NC 27513
Sample No. : MW0066029
Lab Number : 06220552
Unique Number : 11098749
Test Package : MAR 2
Received : 25 Jun 2024
Tested : 26 Jun 2024
Diagnosed : 26 Jun 2024 - Wes Davis

INGRAM BARGE
 900 S 3RD ST
 PADUCAH, KY
 US 42003

Contact: GLENN ELLIS
 glen.ellis@ingrambarga.com
 T: (270)415-4467
 F: (615)695-3697

To discuss this sample report, contact Customer Service at 1-800-237-1369.

* - Denotes test methods that are outside of the ISO 17025 scope of accreditation.

Statements of conformity to specifications are based on the simple acceptance decision rule (JCGM 106:2012)