



OIL ANALYSIS REPORT

WEAR	NORMAL
CONTAMINATION	NORMAL
FLUID CONDITION	NORMAL

Machine Id
PETERBILT 459532
Component
Diesel Engine
Fluid
MOBIL 15W40 (44 QTS)

RECOMMENDATION

Resample at the next service interval to monitor.

Test	UOM	Method	Limit/Abn	Current	History1	History2
Sample Number		Client Info		RPL0011813	RPL0011769	RPL0011658
Sample Date		Client Info		21 Jun 2024	20 Mar 2024	20 Sep 2023
Machine Age	mls	Client Info		369113	369112	237857
Oil Age	mls	Client Info		38088	37067	36303
Filter Age	mls	Client Info		38088	0	36303
Oil Changed		Client Info		Changed	Not Changed	Changed
Filter Changed		Client Info		Changed	N/A	Changed
Sample Status				NORMAL	NORMAL	NORMAL

WEAR

All component wear rates are normal.

Iron	ppm	ASTM D5185m	>165	22	24	29
Chromium	ppm	ASTM D5185m	>5	2	2	2
Nickel	ppm	ASTM D5185m	>4	0	0	<1
Titanium	ppm	ASTM D5185m	>2	0	0	0
Silver	ppm	ASTM D5185m	>2	0	0	0
Aluminum	ppm	ASTM D5185m	>20	6	8	7
Lead	ppm	ASTM D5185m	>150	11	8	19
Copper	ppm	ASTM D5185m	>90	1	<1	2
Tin	ppm	ASTM D5185m	>5	<1	0	2
Vanadium	ppm	ASTM D5185m		0	<1	0
White Metal	scalar	*Visual	NONE	NONE	NONE	NONE
Yellow Metal	scalar	*Visual	NONE	NONE	NONE	NONE

CONTAMINATION

There is no indication of any contamination in the oil.

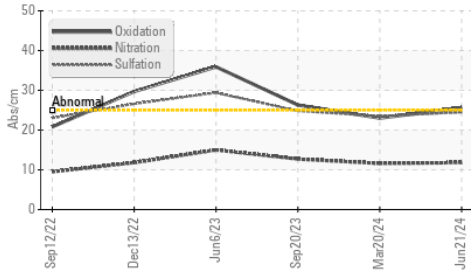
Silicon	ppm	ASTM D5185m	>35	8	7	7
Potassium	ppm	ASTM D5185m	>20	9	8	8
Fuel		WC Method	>3.0	<1.0	<1.0	<1.0
Water		WC Method	>0.2	NEG	NEG	NEG
Glycol		WC Method		NEG	NEG	NEG
Soot %	%	*ASTM D7844	>7.5	0.8	0.7	0.6
Nitration	Abs/cm	*ASTM D7624	>20	11.8	11.6	12.7
Sulfation	Abs/.1mm	*ASTM D7415	>30	24.5	23.5	24.8
Silt	scalar	*Visual	NONE	NONE	NONE	NONE
Debris	scalar	*Visual	NONE	NONE	NONE	NONE
Sand/Dirt	scalar	*Visual	NONE	NONE	NONE	NONE
Appearance	scalar	*Visual	NORML	NORML	NORML	NORML
Odor	scalar	*Visual	NORML	NORML	NORML	NORML
Emulsified Water	scalar	*Visual	>0.2	NEG	NEG	NEG

FLUID CONDITION

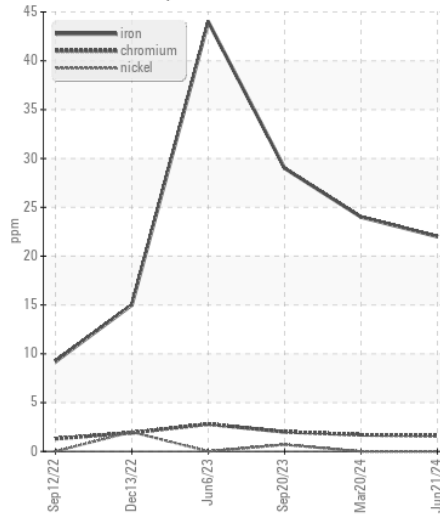
The BN result indicates that there is suitable alkalinity remaining in the oil. The condition of the oil is suitable for further service.

Sodium	ppm	ASTM D5185m	>118	3	2	2
Boron	ppm	ASTM D5185m		23	31	21
Barium	ppm	ASTM D5185m		0	0	0
Molybdenum	ppm	ASTM D5185m		63	125	125
Manganese	ppm	ASTM D5185m		1	<1	<1
Magnesium	ppm	ASTM D5185m		576	678	670
Calcium	ppm	ASTM D5185m		1661	1351	1486
Phosphorus	ppm	ASTM D5185m		754	729	804
Zinc	ppm	ASTM D5185m		972	838	990
Sulfur	ppm	ASTM D5185m		2768	3387	3290
Oxidation	Abs/.1mm	*ASTM D7414	>25	25.6	23.0	26.3
Base Number (BN)	mg KOH/g	ASTM D2896		6.1	4.5	4.1
Visc @ 100°C	cSt	ASTM D445		13.1	13.4	13.8

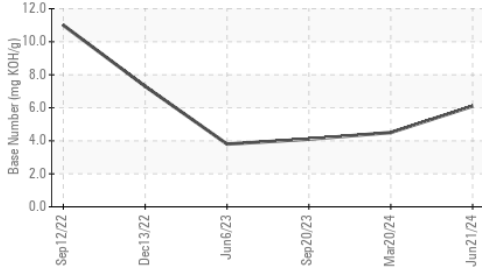
FT-IR (Direct Trend)



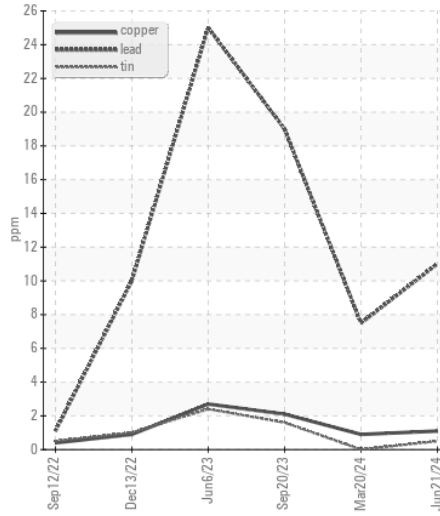
Ferrous Alloys



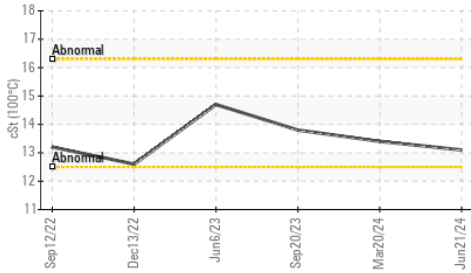
Base Number



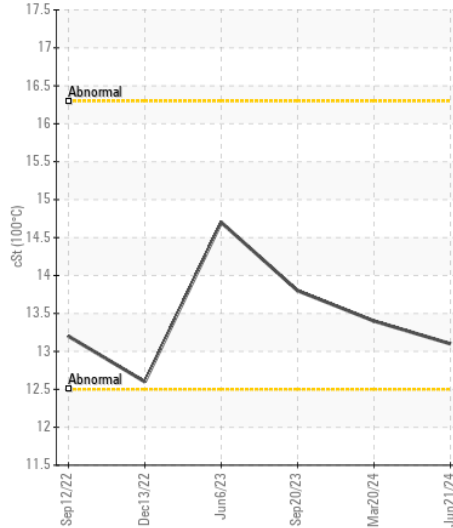
Non-ferrous Metals



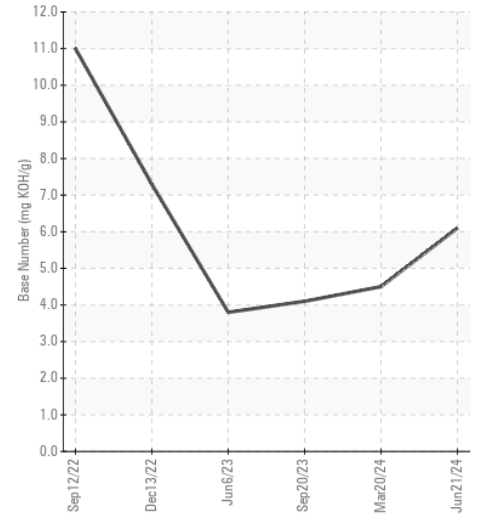
Viscosity @ 100°C



Viscosity @ 100°C



Base Number



Certificate L2367

Laboratory : WearCheck USA - 501 Madison Ave., Cary, NC 27513
Sample No. : RPL0011813
Lab Number : 06220635
Unique Number : 11098832
Test Package : FLEET

Received : 26 Jun 2024
Tested : 27 Jun 2024
Diagnosed : 27 Jun 2024 - Angela Borella

RTL PACLEASE - 7018 - West Texas
 1230 South Grandview
 Odessa, TX
 US 79761

Contact: David Johnson
 JohnsonD@RushEnterprises.com

To discuss this sample report, contact Customer Service at 1-800-237-1369.

* - Denotes test methods that are outside of the ISO 17025 scope of accreditation.

Statements of conformity to specifications are based on the simple acceptance decision rule (JCGM 106:2012)

T: (512)401-7063

F: