



OIL ANALYSIS REPORT

WEAR	NORMAL
CONTAMINATION	NORMAL
FLUID CONDITION	NORMAL

Machine Id
PETERBILT 459555
Component
Diesel Engine
Fluid
MOBIL 15W40 (44 QTS)

RECOMMENDATION

Resample at the next service interval to monitor.

Test	UOM	Method	Limit/Abn	Current	History1	History2
Sample Number		Client Info		RPL0011811	RPL0011718	RPL0011680
Sample Date		Client Info		21 Jun 2024	02 Jan 2024	02 Oct 2023
Machine Age	mls	Client Info		317055	295910	279913
Oil Age	mls	Client Info		21145	15997	17217
Filter Age	mls	Client Info		21145	0	17217
Oil Changed		Client Info		Changed	Changed	Changed
Filter Changed		Client Info		Changed	Changed	Changed
Sample Status				NORMAL	NORMAL	NORMAL

WEAR

All component wear rates are normal.

Iron	ppm	ASTM D5185m	>165	15	10	12
Chromium	ppm	ASTM D5185m	>5	<1	0	<1
Nickel	ppm	ASTM D5185m	>4	0	0	0
Titanium	ppm	ASTM D5185m	>2	0	0	0
Silver	ppm	ASTM D5185m	>2	0	0	0
Aluminum	ppm	ASTM D5185m	>20	5	3	11
Lead	ppm	ASTM D5185m	>150	6	7	6
Copper	ppm	ASTM D5185m	>90	<1	<1	<1
Tin	ppm	ASTM D5185m	>5	<1	0	<1
Vanadium	ppm	ASTM D5185m		0	0	0
White Metal	scalar	*Visual	NONE	NONE	NONE	NONE
Yellow Metal	scalar	*Visual	NONE	NONE	NONE	NONE

CONTAMINATION

There is no indication of any contamination in the oil.

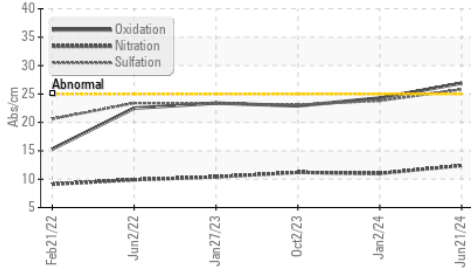
Silicon	ppm	ASTM D5185m	>35	7	6	6
Potassium	ppm	ASTM D5185m	>20	4	2	1
Fuel		WC Method	>3.0	<1.0	<1.0	<1.0
Water		WC Method	>0.2	NEG	NEG	NEG
Glycol		WC Method		NEG	NEG	NEG
Soot %	%	*ASTM D7844	>7.5	0.5	0.4	0.4
Nitration	Abs/cm	*ASTM D7624	>20	12.4	11.0	11.2
Sulfation	Abs/.1mm	*ASTM D7415	>30	25.8	23.8	23.1
Silt	scalar	*Visual	NONE	NONE	NONE	NONE
Debris	scalar	*Visual	NONE	NONE	NONE	NONE
Sand/Dirt	scalar	*Visual	NONE	NONE	NONE	NONE
Appearance	scalar	*Visual	NORML	NORML	NORML	NORML
Odor	scalar	*Visual	NORML	NORML	NORML	NORML
Emulsified Water	scalar	*Visual	>0.2	NEG	NEG	NEG

FLUID CONDITION

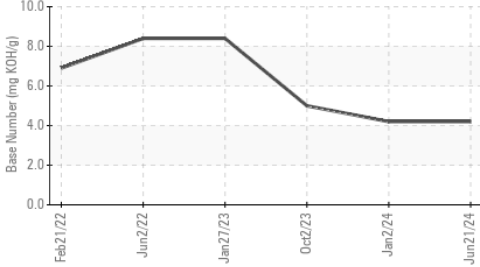
The BN result indicates that there is suitable alkalinity remaining in the oil. The condition of the oil is suitable for further service.

Sodium	ppm	ASTM D5185m	>118	6	2	3
Boron	ppm	ASTM D5185m		39	43	33
Barium	ppm	ASTM D5185m		0	0	0
Molybdenum	ppm	ASTM D5185m		125	127	111
Manganese	ppm	ASTM D5185m		<1	0	<1
Magnesium	ppm	ASTM D5185m		693	682	675
Calcium	ppm	ASTM D5185m		1261	1293	1352
Phosphorus	ppm	ASTM D5185m		725	713	759
Zinc	ppm	ASTM D5185m		864	877	965
Sulfur	ppm	ASTM D5185m		3383	3100	3184
Oxidation	Abs/.1mm	*ASTM D7414	>25	26.9	24.3	22.9
Base Number (BN)	mg KOH/g	ASTM D2896		4.2	4.2	5.0
Visc @ 100°C	cSt	ASTM D445		13.4	12.8	13.3

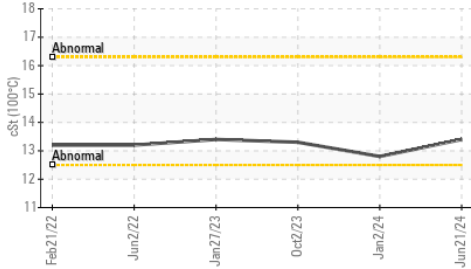
FT-IR (Direct Trend)



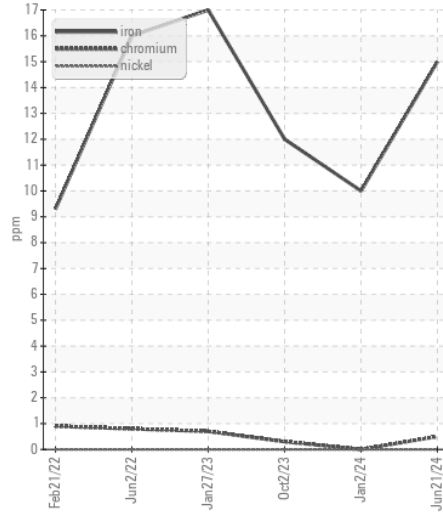
Base Number



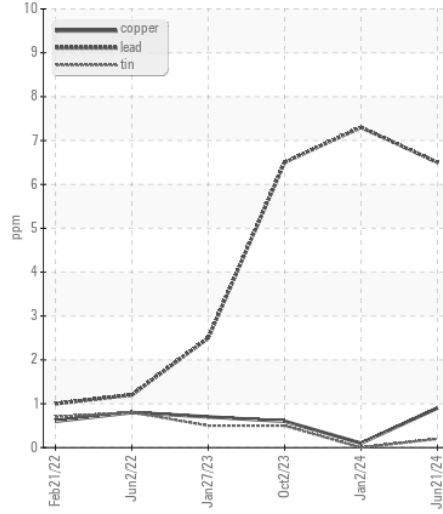
Viscosity @ 100°C



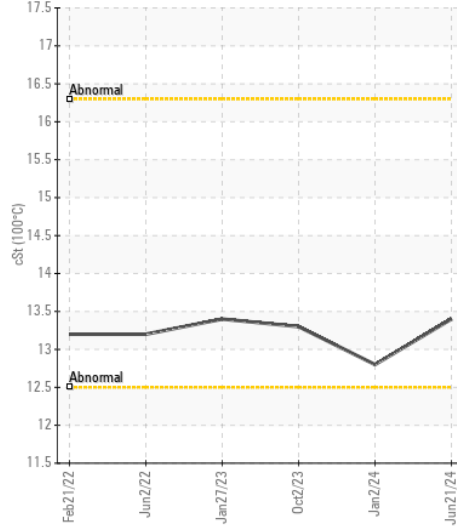
Ferrous Alloys



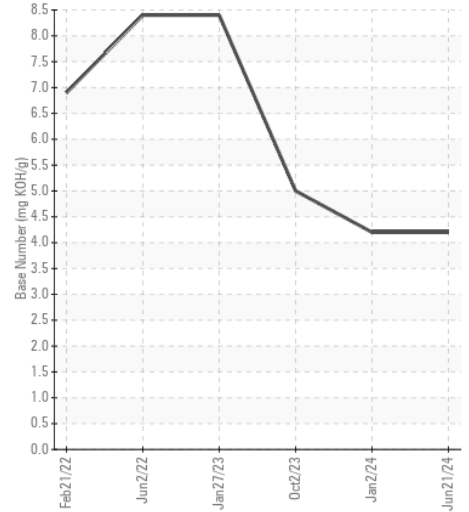
Non-ferrous Metals



Viscosity @ 100°C



Base Number



Certificate L2367

Laboratory : WearCheck USA - 501 Madison Ave., Cary, NC 27513
Sample No. : RPL0011811
Lab Number : 06220639
Unique Number : 11098836
Test Package : FLEET

Received : 26 Jun 2024
Tested : 27 Jun 2024
Diagnosed : 27 Jun 2024 - Angela Borella

RTL PACLEASE - 7018 - West Texas
 1230 South Grandview
 Odessa, TX
 US 79761

Contact: David Johnson
 JohnsonD@RushEnterprises.com

To discuss this sample report, contact Customer Service at 1-800-237-1369.

* - Denotes test methods that are outside of the ISO 17025 scope of accreditation.

Statements of conformity to specifications are based on the simple acceptance decision rule (JCGM 106:2012)

T: (512)401-7063

F: