



WEAR	NORMAL
CONTAMINATION	NORMAL
FLUID CONDITION	NORMAL

Machine Id
2327131
 Component
Diesel Engine
 Fluid
PETRO CANADA DURON SHP 10W30 (--- QTS)

RECOMMENDATION

Resample at the next service interval to monitor. Please specify the component make and model with your next sample.

Test	UOM	Method	Limit/Abn	Current	History1	History2
Sample Number		Client Info		PCA0123183	PCA0106374	PCA06060008
Sample Date		Client Info		18 Jun 2024	13 Apr 2024	13 Jan 2024
Machine Age	mls	Client Info		0	50087	0
Oil Age	mls	Client Info		0	40000	20000
Filter Age	mls	Client Info		0	20000	0
Oil Changed		Client Info		N/A	Changed	Changed
Filter Changed		Client Info		N/A	Changed	Changed
Sample Status				NORMAL	NORMAL	ABNORMAL

WEAR

All component wear rates are normal.

Iron	ppm	ASTM D5185m	>100	19	13	27
Chromium	ppm	ASTM D5185m	>20	<1	0	<1
Nickel	ppm	ASTM D5185m	>4	<1	0	<1
Titanium	ppm	ASTM D5185m		14	20	0
Silver	ppm	ASTM D5185m	>3	<1	0	<1
Aluminum	ppm	ASTM D5185m	>20	4	3	14
Lead	ppm	ASTM D5185m	>40	0	0	2
Copper	ppm	ASTM D5185m	>330	56	12	270
Tin	ppm	ASTM D5185m	>15	<1	0	4
Vanadium	ppm	ASTM D5185m		0	0	0
White Metal	scalar	*Visual	NONE	NONE	NONE	NONE
Yellow Metal	scalar	*Visual	NONE	NONE	NONE	NONE

CONTAMINATION

There is no indication of any contamination in the oil.

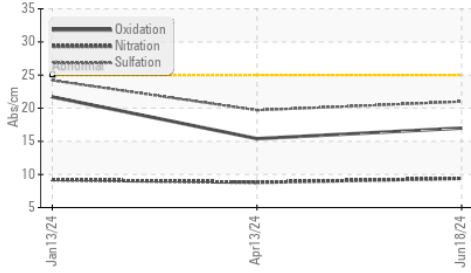
Silicon	ppm	ASTM D5185m	>25	6	3	47
Potassium	ppm	ASTM D5185m	>20	16	8	44
Fuel		WC Method	>5	<1.0	<1.0	<1.0
Water		WC Method	>0.2	NEG	NEG	NEG
Glycol		WC Method		NEG	NEG	NEG
Soot %	%	*ASTM D7844	>3	0.4	0.4	0.2
Nitration	Abs/cm	*ASTM D7624	>20	9.4	8.8	9.2
Sulfation	Abs/.1mm	*ASTM D7415	>30	21.0	19.7	24.2
Silt	scalar	*Visual	NONE	NONE	NONE	NONE
Debris	scalar	*Visual	NONE	NONE	NONE	NONE
Sand/Dirt	scalar	*Visual	NONE	NONE	NONE	NONE
Appearance	scalar	*Visual	NORML	NORML	NORML	NORML
Odor	scalar	*Visual	NORML	NORML	NORML	NORML
Emulsified Water	scalar	*Visual	>0.2	NEG	NEG	NEG

FLUID CONDITION

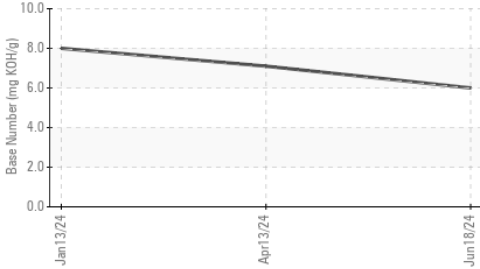
The BN result indicates that there is suitable alkalinity remaining in the oil. The condition of the oil is suitable for further service.

Sodium	ppm	ASTM D5185m		2	<1	4
Boron	ppm	ASTM D5185m	2	4	10	246
Barium	ppm	ASTM D5185m	0	0	0	0
Molybdenum	ppm	ASTM D5185m	50	50	49	120
Manganese	ppm	ASTM D5185m	0	0	0	3
Magnesium	ppm	ASTM D5185m	950	821	857	654
Calcium	ppm	ASTM D5185m	1050	1246	1455	1564
Phosphorus	ppm	ASTM D5185m	995	895	1086	712
Zinc	ppm	ASTM D5185m	1180	1254	1368	842
Sulfur	ppm	ASTM D5185m	2600	2563	4044	2359
Oxidation	Abs/.1mm	*ASTM D7414	>25	17.0	15.4	21.7
Base Number (BN)	mg KOH/g	ASTM D2896		6.0	7.1	8.0
Visc @ 100°C	cSt	ASTM D445	12.00	11.0	11.2	9.7

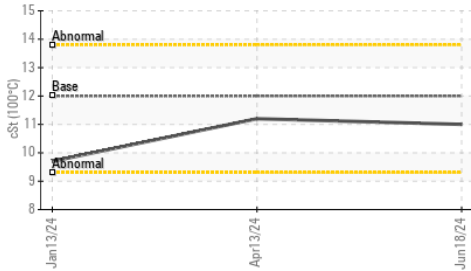
FT-IR (Direct Trend)



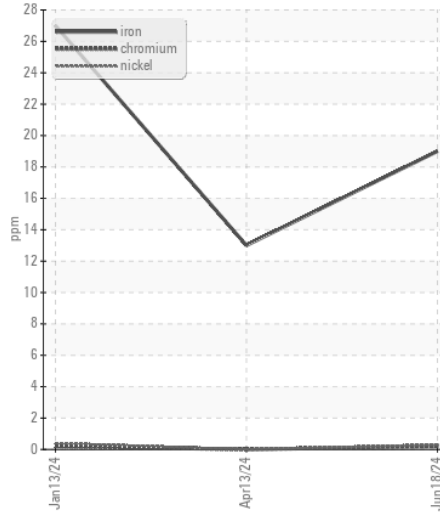
Base Number



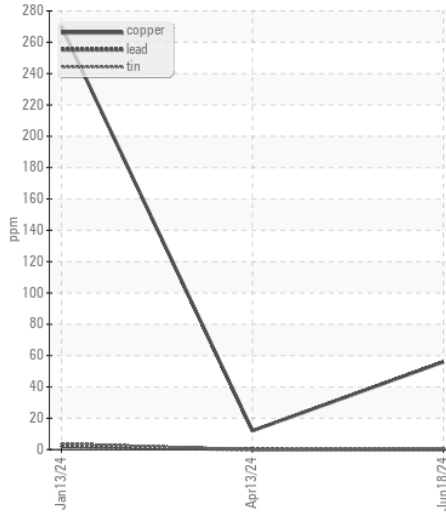
Viscosity @ 100°C



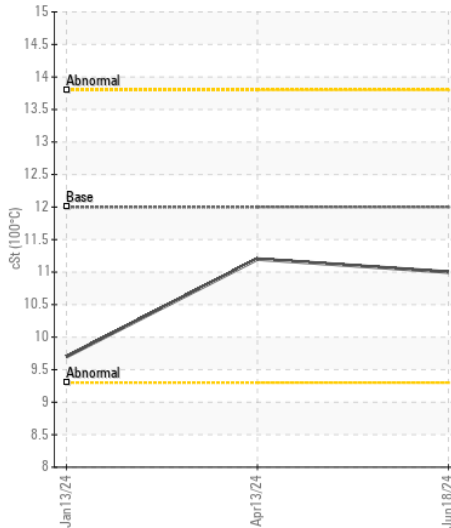
Ferrous Alloys



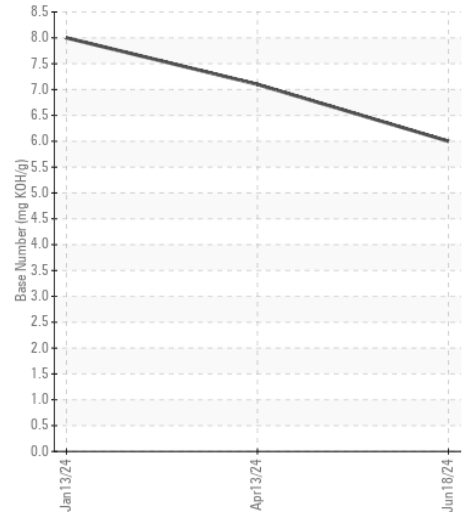
Non-ferrous Metals



Viscosity @ 100°C



Base Number



Certificate L2367

Laboratory : WearCheck USA - 501 Madison Ave., Cary, NC 27513

Sample No. : PCA0123183

Lab Number : 06220732

Unique Number : 11098929

Test Package : FLEET

Received : 26 Jun 2024

Tested : 27 Jun 2024

Diagnosed : 27 Jun 2024 - Wes Davis

PERDUE FARMS - SALISBURY

7036 ZION CHURCH ROAD

SALISBURY, MD

US 21802

Contact: RICHARD O'NEAL

richard.oneal@perdue.com

T: (410)543-3628

F: (410)341-2164

To discuss this sample report, contact Customer Service at 1-800-237-1369.

* - Denotes test methods that are outside of the ISO 17025 scope of accreditation.

Statements of conformity to specifications are based on the simple acceptance decision rule (JCGM 106:2012)