



OIL ANALYSIS REPORT

WEAR	NORMAL
CONTAMINATION	NORMAL
FLUID CONDITION	NORMAL

Area
Store 9 - Marietta

Machine Id

1128

Component

Diesel Engine

Fluid

SHELL ROTELLA T 15W40 (--- GAL)

RECOMMENDATION

Resample at the next service interval to monitor.

Test	UOM	Method	Limit/Abn	Current	History1	History2
Sample Number		Client Info		LEC0051468	LEC0050197	LEC0049214
Sample Date		Client Info		20 Jun 2024	09 May 2024	01 Apr 2024
Machine Age	hrs	Client Info		1925	1414	946
Oil Age	hrs	Client Info		400	400	400
Filter Age	hrs	Client Info		400	400	400
Oil Changed		Client Info		Changed	Changed	Changed
Filter Changed		Client Info		Changed	Changed	Changed
Sample Status				NORMAL	NORMAL	ATTENTION

WEAR

All component wear rates are normal.

Iron	ppm	ASTM D5185m	>100	15	23	37
Chromium	ppm	ASTM D5185m	>20	<1	1	3
Nickel	ppm	ASTM D5185m	>4	0	0	1
Titanium	ppm	ASTM D5185m		1	1	4
Silver	ppm	ASTM D5185m	>3	0	<1	<1
Aluminum	ppm	ASTM D5185m	>20	13	16	24
Lead	ppm	ASTM D5185m	>40	<1	1	3
Copper	ppm	ASTM D5185m	>330	2	2	8
Tin	ppm	ASTM D5185m	>15	<1	<1	2
Vanadium	ppm	ASTM D5185m		0	<1	<1
White Metal	scalar	*Visual	NONE	NONE	NONE	NONE
Yellow Metal	scalar	*Visual	NONE	NONE	NONE	NONE

CONTAMINATION

There is no indication of any contamination in the oil.

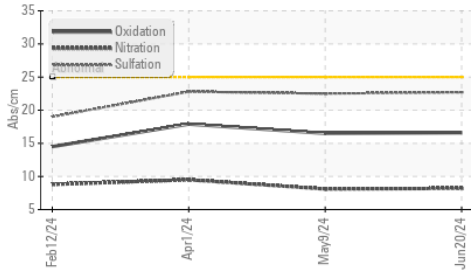
Silicon	ppm	ASTM D5185m	>120	7	9	17
Potassium	ppm	ASTM D5185m	>20	33	37	62
Fuel		WC Method	>5	<1.0	<1.0	<1.0
Water		WC Method	>0.2	NEG	NEG	NEG
Glycol		WC Method		NEG	NEG	NEG
Soot %	%	*ASTM D7844	>3	0.6	0.5	0.4
Nitration	Abs/cm	*ASTM D7624	>20	8.2	8.1	9.5
Sulfation	Abs/.1mm	*ASTM D7415	>30	22.7	22.5	22.8
Silt	scalar	*Visual	NONE	NONE	NONE	NONE
Debris	scalar	*Visual	NONE	NONE	NONE	NONE
Sand/Dirt	scalar	*Visual	NONE	NONE	NONE	NONE
Appearance	scalar	*Visual	NORML	NORML	NORML	NORML
Odor	scalar	*Visual	NORML	NORML	NORML	NORML
Emulsified Water	scalar	*Visual	>0.2	NEG	NEG	NEG

FLUID CONDITION

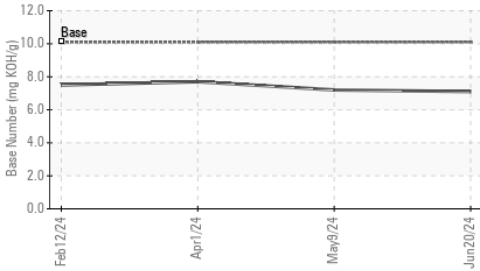
The BN result indicates that there is suitable alkalinity remaining in the oil. The condition of the oil is suitable for further service.

Sodium	ppm	ASTM D5185m		1	2	1
Boron	ppm	ASTM D5185m	316	246	309	238
Barium	ppm	ASTM D5185m	0.0	0	0	1
Molybdenum	ppm	ASTM D5185m	1.2	89	86	102
Manganese	ppm	ASTM D5185m		0	<1	2
Magnesium	ppm	ASTM D5185m	24	437	497	726
Calcium	ppm	ASTM D5185m	2292	1406	1541	1556
Phosphorus	ppm	ASTM D5185m	1064	932	978	701
Zinc	ppm	ASTM D5185m	1160	1280	1188	867
Sulfur	ppm	ASTM D5185m	4996	3050	3655	2722
Oxidation	Abs/.1mm	*ASTM D7414	>25	16.6	16.5	17.9
Base Number (BN)	mg KOH/g	ASTM D2896	10.1	7.1	7.2	7.7
Visc @ 100°C	cSt	ASTM D445	15.7	12.9	12.8	11.9

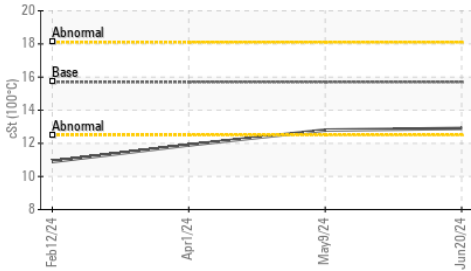
FT-IR (Direct Trend)



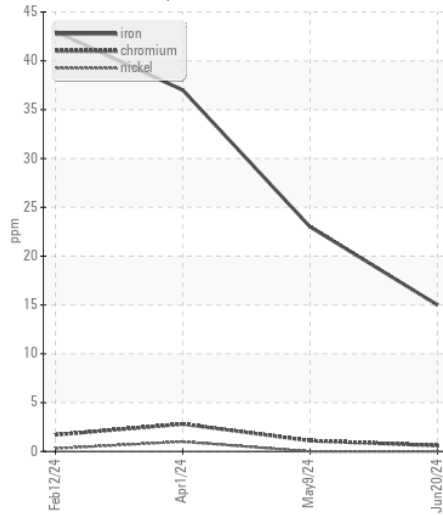
Base Number



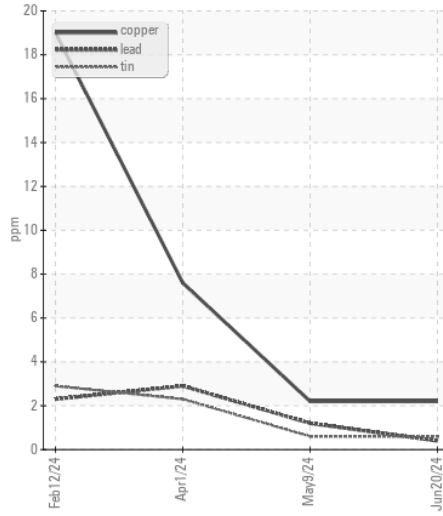
Viscosity @ 100°C



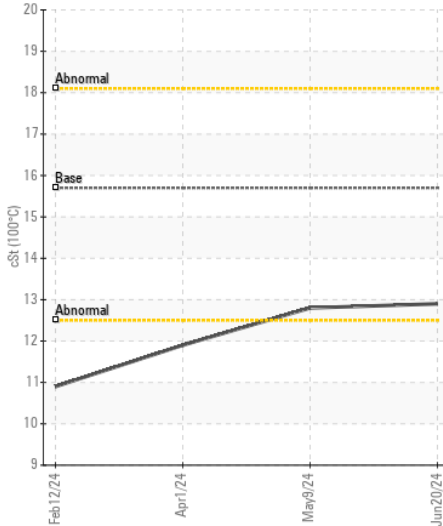
Ferrous Alloys



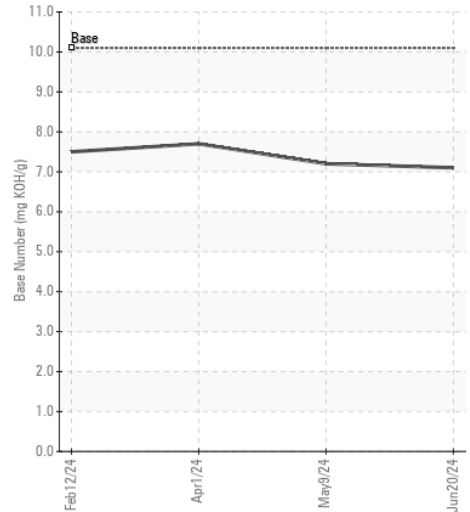
Non-ferrous Metals



Viscosity @ 100°C



Base Number



Certificate L2367

Laboratory : WearCheck USA - 501 Madison Ave., Cary, NC 27513
 Sample No. : LEC0051468 Received : 26 Jun 2024
 Lab Number : 06220811 Tested : 27 Jun 2024
 Unique Number : 11099008 Diagnosed : 27 Jun 2024 - Jonathan Hester
 Test Package : CONST (Additional Tests: TBN)

HALL DRILLING LLC
 PO BOX 249
 ELLENBORO, WV
 US 26346

Contact: CHRIS PETROVICH
 chrispetrovich@halldrilling.com
 T: (304)869-3404
 F: (304)869-3408

To discuss this sample report, contact Customer Service at 1-800-237-1369.

* - Denotes test methods that are outside of the ISO 17025 scope of accreditation.

Statements of conformity to specifications are based on the simple acceptance decision rule (JCGM 106:2012)