



OIL ANALYSIS REPORT

WEAR	NORMAL
CONTAMINATION	NORMAL
FLUID CONDITION	NORMAL

Area
Store 9 - Marietta

Machine Id

1092

Component

Diesel Engine

Fluid

SHELL ROTELLA T 15W40 (--- GAL)

RECOMMENDATION

Resample at the next service interval to monitor.

Test	UOM	Method	Limit/Abn	Current	History1	History2
Sample Number		Client Info		LEC0051469	LEC0050631	LEC0048262
Sample Date		Client Info		20 Jun 2024	16 May 2024	04 Apr 2024
Machine Age	mls	Client Info		463848	452970	444482
Oil Age	mls	Client Info		10000	10000	10000
Filter Age	mls	Client Info		10000	10000	10000
Oil Changed		Client Info		Changed	Changed	Changed
Filter Changed		Client Info		Changed	Changed	Changed
Sample Status				NORMAL	NORMAL	NORMAL

WEAR

All component wear rates are normal.

Iron	ppm	ASTM D5185m	>100	19	22	31
Chromium	ppm	ASTM D5185m	>20	<1	1	<1
Nickel	ppm	ASTM D5185m	>4	0	<1	0
Titanium	ppm	ASTM D5185m		1	2	2
Silver	ppm	ASTM D5185m	>3	0	1	0
Aluminum	ppm	ASTM D5185m	>20	5	4	5
Lead	ppm	ASTM D5185m	>40	6	7	17
Copper	ppm	ASTM D5185m	>330	1	2	0
Tin	ppm	ASTM D5185m	>15	<1	1	<1
Vanadium	ppm	ASTM D5185m		0	<1	0
White Metal	scalar	*Visual	NONE	NONE	NONE	NONE
Yellow Metal	scalar	*Visual	NONE	NONE	NONE	NONE

CONTAMINATION

There is no indication of any contamination in the oil.

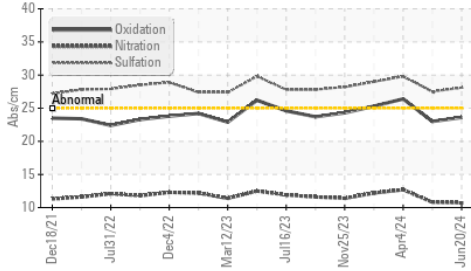
Silicon	ppm	ASTM D5185m	>120	9	9	9
Potassium	ppm	ASTM D5185m	>20	4	2	0
Fuel		WC Method	>5	<1.0	<1.0	<1.0
Water		WC Method	>0.2	NEG	NEG	NEG
Glycol		WC Method		NEG	NEG	NEG
Soot %	%	*ASTM D7844	>3	0.5	0.4	0.5
Nitration	Abs/cm	*ASTM D7624	>20	10.7	10.8	12.7
Sulfation	Abs/.1mm	*ASTM D7415	>30	28.1	27.5	29.8
Silt	scalar	*Visual	NONE	NONE	NONE	NONE
Debris	scalar	*Visual	NONE	NONE	NONE	NONE
Sand/Dirt	scalar	*Visual	NONE	NONE	NONE	NONE
Appearance	scalar	*Visual	NORML	NORML	NORML	NORML
Odor	scalar	*Visual	NORML	NORML	NORML	NORML
Emulsified Water	scalar	*Visual	>0.2	NEG	NEG	NEG

FLUID CONDITION

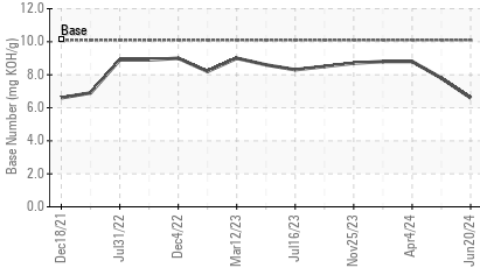
The BN result indicates that there is suitable alkalinity remaining in the oil. The condition of the oil is suitable for further service.

Sodium	ppm	ASTM D5185m		2	2	0
Boron	ppm	ASTM D5185m	316	229	306	237
Barium	ppm	ASTM D5185m	0.0	<1	0	0
Molybdenum	ppm	ASTM D5185m	1.2	115	116	151
Manganese	ppm	ASTM D5185m		1	1	<1
Magnesium	ppm	ASTM D5185m	24	648	607	858
Calcium	ppm	ASTM D5185m	2292	1967	1804	2025
Phosphorus	ppm	ASTM D5185m	1064	1404	1232	959
Zinc	ppm	ASTM D5185m	1160	1706	1443	1122
Sulfur	ppm	ASTM D5185m	4996	4438	4172	3288
Oxidation	Abs/.1mm	*ASTM D7414	>25	23.6	23.0	26.4
Base Number (BN)	mg KOH/g	ASTM D2896	10.1	6.6	7.8	8.8
Visc @ 100°C	cSt	ASTM D445	15.7	14.7	14.6	14.7

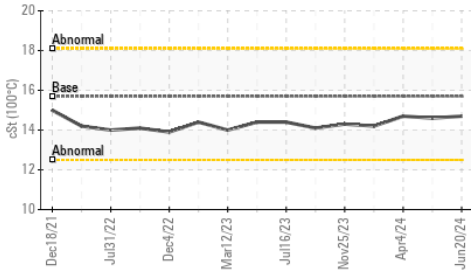
FT-IR (Direct Trend)



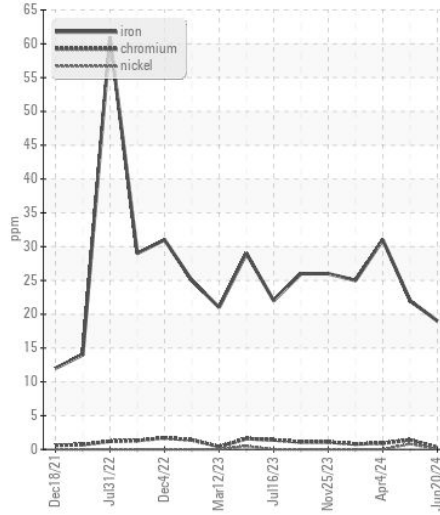
Base Number



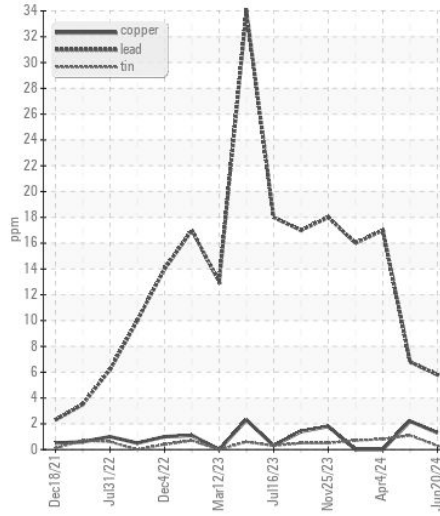
Viscosity @ 100°C



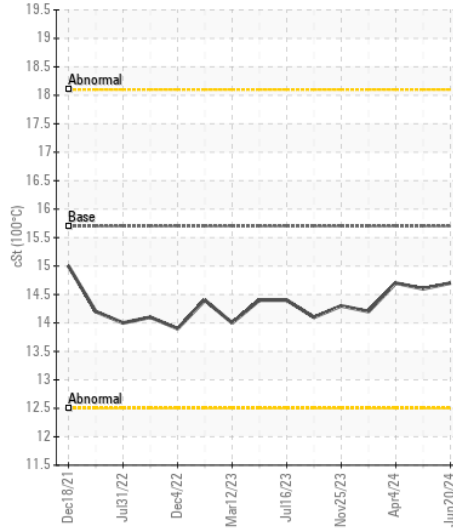
Ferrous Alloys



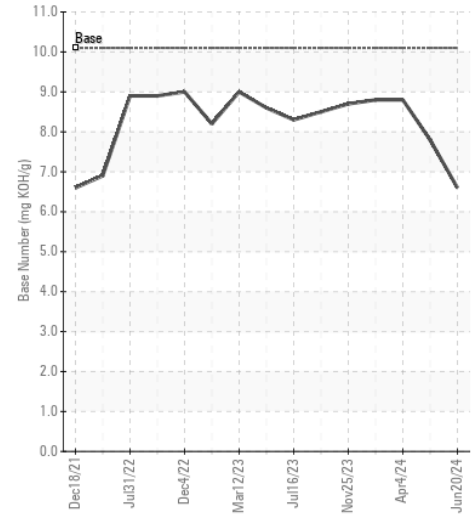
Non-ferrous Metals



Viscosity @ 100°C



Base Number



Certificate L2367

Laboratory : WearCheck USA - 501 Madison Ave., Cary, NC 27513
Sample No. : LEC0051469 **Received** : 26 Jun 2024
Lab Number : 06220812 **Tested** : 27 Jun 2024
Unique Number : 11099009 **Diagnosed** : 27 Jun 2024 - Jonathan Hester
Test Package : CONST (Additional Tests: TBN)

HALL DRILLING LLC
 PO BOX 249
 ELLENBORO, WV
 US 26346

Contact: CHRIS PETROVICH
 chrispetrovich@halldrilling.com
 T: (304)869-3404
 F: (304)869-3408

To discuss this sample report, contact Customer Service at 1-800-237-1369.

* - Denotes test methods that are outside of the ISO 17025 scope of accreditation.

Statements of conformity to specifications are based on the simple acceptance decision rule (JCGM 106:2012)