



WEAR	NORMAL
CONTAMINATION	NORMAL
FLUID CONDITION	NORMAL

Machine Id
JOHN DEERE 948L 1DW948LXJGF674846
 Component
Diesel Engine
 Fluid
JOHN DEERE ENGINE OIL PLUS 50 II 15W40 (--- GAL)

RECOMMENDATION

Resample at the next service interval to monitor.

Test	UOM	Method	Limit/Abn	Current	History1	History2
Sample Number		Client Info		JR0212107	JR0067667	JR0060246
Sample Date		Client Info		25 Jun 2024	04 Dec 2020	23 Sep 2020
Machine Age	hrs	Client Info		9500	1496	4506
Oil Age	hrs	Client Info		0	90	506
Filter Age	hrs	Client Info		0	90	506
Oil Changed		Client Info		Changed	Changed	Changed
Filter Changed		Client Info		Changed	Changed	Changed
Sample Status				NORMAL	NORMAL	ABNORMAL

WEAR

All component wear rates are normal.

Iron	ppm	ASTM D5185m	>51	4	14	▲ 56
Chromium	ppm	ASTM D5185m	>11	<1	<1	1
Nickel	ppm	ASTM D5185m	>5	<1	2	5
Titanium	ppm	ASTM D5185m		0	<1	<1
Silver	ppm	ASTM D5185m	>3	0	<1	0
Aluminum	ppm	ASTM D5185m	>31	2	6	2
Lead	ppm	ASTM D5185m	>26	0	0	1
Copper	ppm	ASTM D5185m	>26	<1	1	9
Tin	ppm	ASTM D5185m	>4	0	0	<1
Vanadium	ppm	ASTM D5185m		0	0	<1
White Metal	scalar	*Visual	NONE	NONE	NONE	NONE
Yellow Metal	scalar	*Visual	NONE	NONE	NONE	NONE

CONTAMINATION

There is no indication of any contamination in the oil.

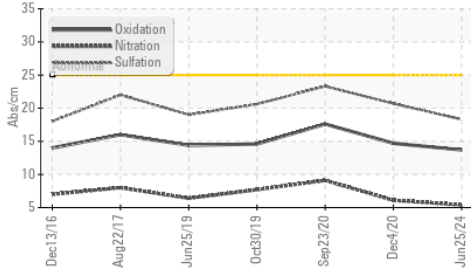
Silicon	ppm	ASTM D5185m	>22	2	7	9
Potassium	ppm	ASTM D5185m	>20	2	9	7
Fuel		WC Method	>2.1	<1.0	<1.0	<1.0
Water		WC Method	>0.21	NEG	NEG	NEG
Glycol		WC Method		NEG	NEG	NEG
Soot %	%	*ASTM D7844	>3	0.2	0.1	0.5
Nitration	Abs/cm	*ASTM D7624	>20	5.4	6.1	9.1
Sulfation	Abs/.1mm	*ASTM D7415	>30	18.3	20.7	23.3
Silt	scalar	*Visual	NONE	NONE	NONE	NONE
Debris	scalar	*Visual	NONE	NONE	NONE	NONE
Sand/Dirt	scalar	*Visual	NONE	NONE	NONE	NONE
Appearance	scalar	*Visual	NORML	NORML	NORML	NORML
Odor	scalar	*Visual	NORML	NORML	NORML	NORML
Emulsified Water	scalar	*Visual	>0.21	NEG	NEG	NEG

FLUID CONDITION

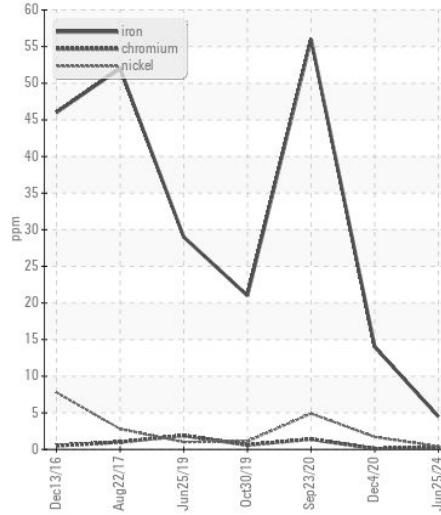
The BN result indicates that there is suitable alkalinity remaining in the oil. The condition of the oil is suitable for further service.

Sodium	ppm	ASTM D5185m	>31	1	1	3
Boron	ppm	ASTM D5185m		6	219	187
Barium	ppm	ASTM D5185m		0	0	<1
Molybdenum	ppm	ASTM D5185m		64	204	268
Manganese	ppm	ASTM D5185m		0	<1	1
Magnesium	ppm	ASTM D5185m		960	760	794
Calcium	ppm	ASTM D5185m		1075	1336	1432
Phosphorus	ppm	ASTM D5185m		943	773	869
Zinc	ppm	ASTM D5185m		1290	897	1011
Sulfur	ppm	ASTM D5185m		3085	2333	2539
Oxidation	Abs/.1mm	*ASTM D7414	>25	13.7	14.7	17.6
Base Number (BN)	mg KOH/g	ASTM D2896	13.6	9.7	10.1	9.1
Visc @ 100°C	cSt	ASTM D445	15.4	13.5	14.3	14.0

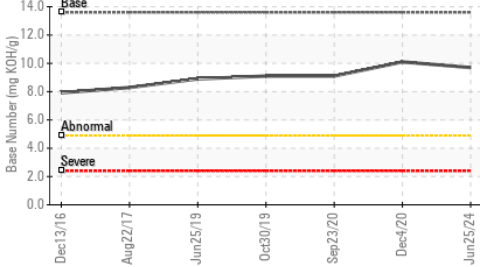
FT-IR (Direct Trend)



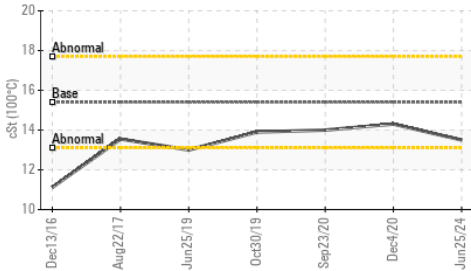
Ferrous Alloys



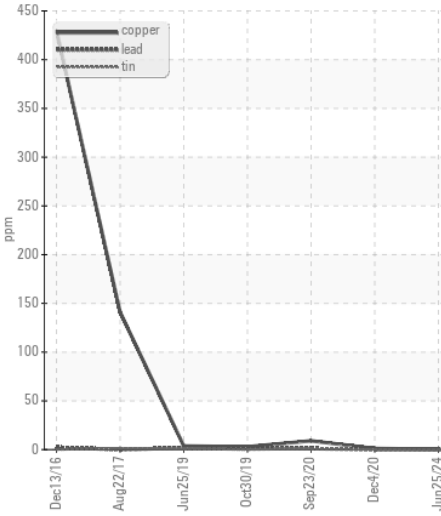
Base Number



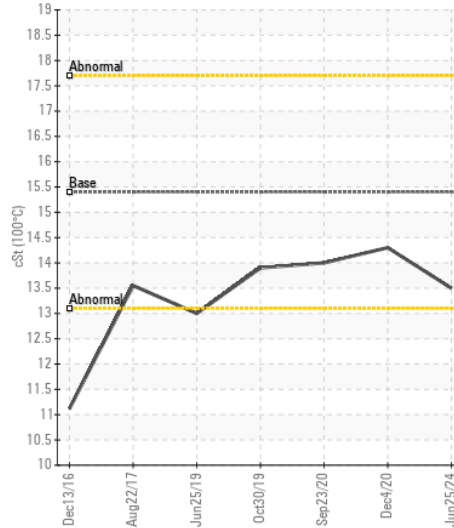
Viscosity @ 100°C



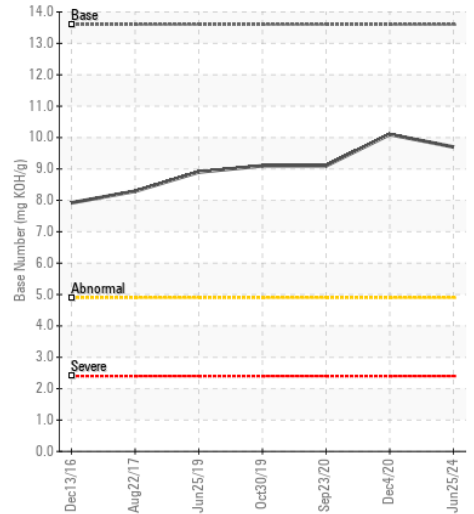
Non-ferrous Metals



Viscosity @ 100°C



Base Number



Certificate L2367

Laboratory : WearCheck USA - 501 Madison Ave., Cary, NC 27513
Sample No. : JR0212107 **Received** : 26 Jun 2024
Lab Number : 06220972 **Tested** : 27 Jun 2024
Unique Number : 11099169 **Diagnosed** : 27 Jun 2024 - Don Baldrige
Test Package : CONST (Additional Tests: TBN)

JRE - ASHLAND
 11047 LEADBETTER RD
 ASHLAND, VA
 US 23005
 Contact: DAVID ZIEG
 dzieg@jamesriverequipment.com
 T: (804)798-6001
 F: (804)798-0292

To discuss this sample report, contact Customer Service at 1-800-237-1369.

* - Denotes test methods that are outside of the ISO 17025 scope of accreditation.

Statements of conformity to specifications are based on the simple acceptance decision rule (JCGM 106:2012)