



# OIL ANALYSIS REPORT

|                 |               |
|-----------------|---------------|
| WEAR            | <b>NORMAL</b> |
| CONTAMINATION   | <b>NORMAL</b> |
| FLUID CONDITION | <b>NORMAL</b> |

Area  
**Store 1 - Cowen [152093]**  
Machine Id  
**JOHN DEERE 624P 1DW624PACMLZ13219**  
Component  
**Transmission (Manual)**  
Fluid  
**JOHN DEERE HY-GARD HYD/TRANS (6 GAL)**

## RECOMMENDATION

Resample at the next service interval to monitor.

| Test           | UOM | Method      | Limit/Abn | Current            | History1    | History2    |
|----------------|-----|-------------|-----------|--------------------|-------------|-------------|
| Sample Number  |     | Client Info |           | <b>LEC0049859</b>  | LEC0040518  | LEC0041068  |
| Sample Date    |     | Client Info |           | <b>24 Jun 2024</b> | 08 Feb 2024 | 04 Aug 2023 |
| Machine Age    | hrs | Client Info |           | <b>3679</b>        | 3146        | 2507        |
| Oil Age        | hrs | Client Info |           | <b>1660</b>        | 1127        | 488         |
| Filter Age     | hrs | Client Info |           | <b>1660</b>        | 1127        | 488         |
| Oil Changed    |     | Client Info |           | <b>Not Changed</b> | Not Changed | Not Changed |
| Filter Changed |     | Client Info |           | <b>Not Changed</b> | Not Changed | Not Changed |
| Sample Status  |     |             |           | <b>NORMAL</b>      | NORMAL      | NORMAL      |

## WEAR

All component wear rates are normal.

|              |        |             |      |              |      |      |
|--------------|--------|-------------|------|--------------|------|------|
| PQ           |        | ASTM D8184  | >95  | <b>25</b>    | 17   | 16   |
| Iron         | ppm    | ASTM D5185m | >200 | <b>22</b>    | 19   | 12   |
| Chromium     | ppm    | ASTM D5185m | >5   | <b>&lt;1</b> | 0    | <1   |
| Nickel       | ppm    | ASTM D5185m | >5   | <b>0</b>     | 0    | <1   |
| Titanium     | ppm    | ASTM D5185m |      | <b>&lt;1</b> | 0    | 0    |
| Silver       | ppm    | ASTM D5185m | >7   | <b>0</b>     | 0    | <1   |
| Aluminum     | ppm    | ASTM D5185m | >25  | <b>3</b>     | <1   | 2    |
| Lead         | ppm    | ASTM D5185m | >45  | <b>&lt;1</b> | 0    | <1   |
| Copper       | ppm    | ASTM D5185m | >225 | <b>6</b>     | 4    | 4    |
| Tin          | ppm    | ASTM D5185m | >10  | <b>0</b>     | 0    | 0    |
| Vanadium     | ppm    | ASTM D5185m |      | <b>0</b>     | 0    | 0    |
| White Metal  | scalar | *Visual     | NONE | <b>NONE</b>  | NONE | NONE |
| Yellow Metal | scalar | *Visual     | NONE | <b>NONE</b>  | NONE | NONE |

## CONTAMINATION

There is no indication of any contamination in the fluid.

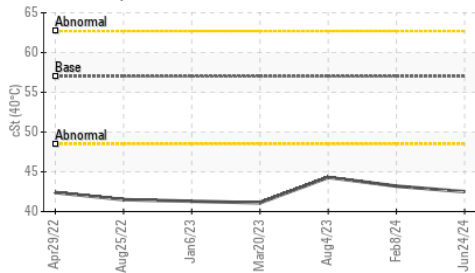
|                  |        |             |       |              |       |       |
|------------------|--------|-------------|-------|--------------|-------|-------|
| Silicon          | ppm    | ASTM D5185m | >125  | <b>33</b>    | 32    | 34    |
| Potassium        | ppm    | ASTM D5185m | >20   | <b>2</b>     | 0     | 2     |
| Water            |        | WC Method   | >0.1  | <b>NEG</b>   | NEG   | NEG   |
| Silt             | scalar | *Visual     | NONE  | <b>NONE</b>  | NONE  | NONE  |
| Debris           | scalar | *Visual     | NONE  | <b>NONE</b>  | NONE  | NONE  |
| Sand/Dirt        | scalar | *Visual     | NONE  | <b>NONE</b>  | NONE  | NONE  |
| Appearance       | scalar | *Visual     | NORML | <b>NORML</b> | NORML | NORML |
| Odor             | scalar | *Visual     | NORML | <b>NORML</b> | NORML | NORML |
| Emulsified Water | scalar | *Visual     | >0.1  | <b>NEG</b>   | NEG   | NEG   |

## FLUID CONDITION

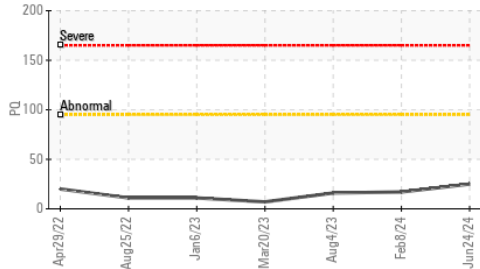
The condition of the fluid is acceptable for the time in service.

|             |     |             |      |              |      |      |
|-------------|-----|-------------|------|--------------|------|------|
| Sodium      | ppm | ASTM D5185m |      | <b>13</b>    | 16   | 16   |
| Boron       | ppm | ASTM D5185m | 6    | <b>1</b>     | 2    | <1   |
| Barium      | ppm | ASTM D5185m | 0    | <b>&lt;1</b> | 0    | 0    |
| Molybdenum  | ppm | ASTM D5185m | 0    | <b>&lt;1</b> | 0    | <1   |
| Manganese   | ppm | ASTM D5185m |      | <b>&lt;1</b> | <1   | <1   |
| Magnesium   | ppm | ASTM D5185m | 145  | <b>95</b>    | 93   | 96   |
| Calcium     | ppm | ASTM D5185m | 3570 | <b>3324</b>  | 3252 | 3627 |
| Phosphorus  | ppm | ASTM D5185m | 1290 | <b>1135</b>  | 992  | 1105 |
| Zinc        | ppm | ASTM D5185m | 1640 | <b>1255</b>  | 1238 | 1303 |
| Sulfur      | ppm | ASTM D5185m |      | <b>4125</b>  | 3441 | 3889 |
| Visc @ 40°C | cSt | ASTM D445   | 57.0 | <b>42.5</b>  | 43.2 | 44.3 |

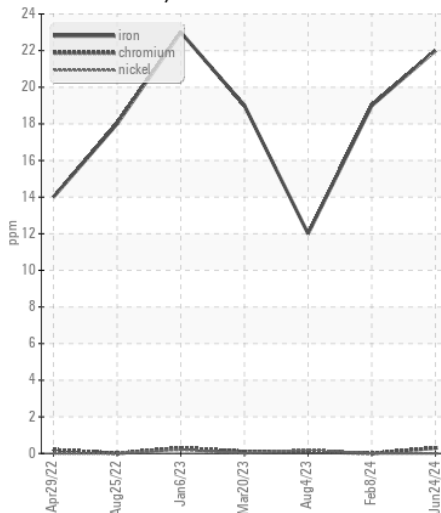
Viscosity @ 40°C



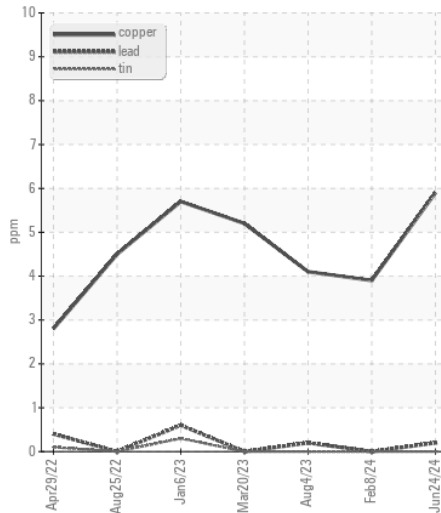
PQ



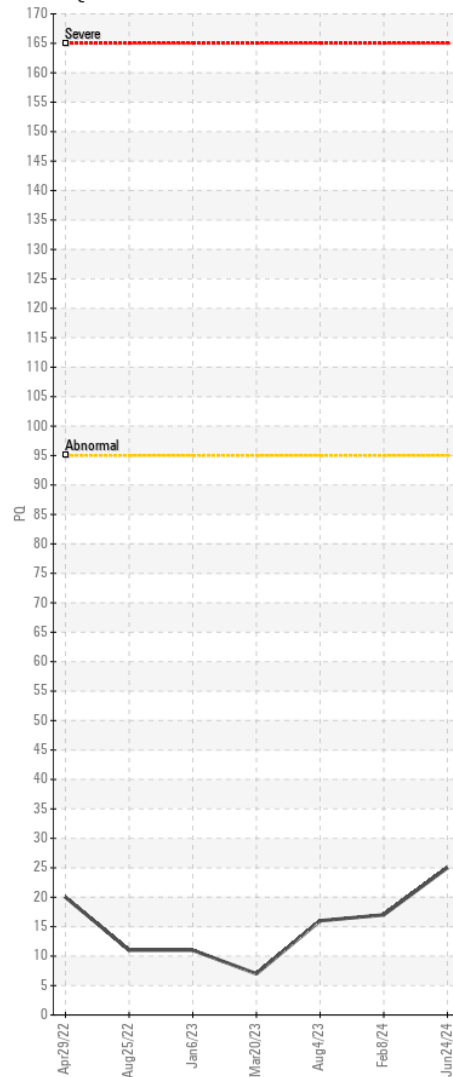
Ferrous Alloys



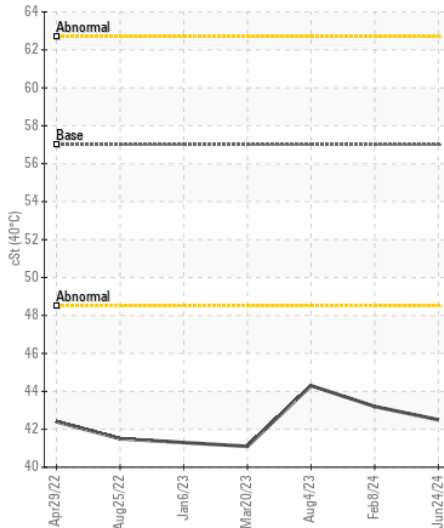
Non-ferrous Metals



PQ



Viscosity @ 40°C



Certificate L2367

Laboratory : WearCheck USA - 501 Madison Ave., Cary, NC 27513  
 Sample No. : LEC0049859  
 Lab Number : 06221462  
 Unique Number : 11099659  
 Test Package : CONST ( Additional Tests: PQ )

Received : 26 Jun 2024  
 Tested : 27 Jun 2024  
 Diagnosed : 27 Jun 2024 - Wes Davis

**LESLIE EQUIPMENT COMPANY**  
 105 TENNIS CENTER DR.  
 MARIETTA, OH  
 US 45750-9765  
 Contact: LEANNE KENDALL  
 KendalLeanne@lec1.com

To discuss this sample report, contact Customer Service at 1-800-237-1369.

\* - Denotes test methods that are outside of the ISO 17025 scope of accreditation.

Statements of conformity to specifications are based on the simple acceptance decision rule (JCGM 106:2012)

T:  
 F: (740)373-5570