



WEAR	NORMAL
CONTAMINATION	NORMAL
FLUID CONDITION	NORMAL



Area
(34745UA)
Machine Id
913006
Component
Diesel Engine
Fluid
DIESEL ENGINE OIL SAE 40 (--- GAL)

RECOMMENDATION

Resample at the next service interval to monitor. Please specify the brand, type, and viscosity of the oil on your next sample.

Test	UOM	Method	Limit/Abn	Current	History1	History2
Sample Number		Client Info		GFL0121994	GFL0122041	GFL0116615
Sample Date		Client Info		25 Jun 2024	06 Jun 2024	15 May 2024
Machine Age	hrs	Client Info		4799	4666	4511
Oil Age	hrs	Client Info		4644	155	4511
Filter Age	hrs	Client Info		0	0	0
Oil Changed		Client Info		Not Changd	Not Changd	Changed
Filter Changed		Client Info		Not Changd	Not Changd	Changed
Sample Status				NORMAL	NORMAL	NORMAL

WEAR

All component wear rates are normal.

Iron	ppm	ASTM D5185m	>120	7	5	5
Chromium	ppm	ASTM D5185m	>20	<1	<1	0
Nickel	ppm	ASTM D5185m	>5	2	2	1
Titanium	ppm	ASTM D5185m	>2	<1	<1	0
Silver	ppm	ASTM D5185m	>2	0	0	<1
Aluminum	ppm	ASTM D5185m	>20	4	2	1
Lead	ppm	ASTM D5185m	>40	<1	0	0
Copper	ppm	ASTM D5185m	>330	1	1	2
Tin	ppm	ASTM D5185m	>15	<1	<1	0
Vanadium	ppm	ASTM D5185m		<1	0	<1
White Metal	scalar	*Visual	NONE	NONE	NONE	NONE
Yellow Metal	scalar	*Visual	NONE	NONE	NONE	NONE

CONTAMINATION

There is no indication of any contamination in the oil.

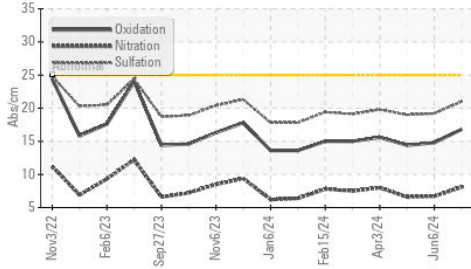
Silicon	ppm	ASTM D5185m	>25	5	4	4
Potassium	ppm	ASTM D5185m	>20	3	2	2
Fuel		WC Method	>3.0	<1.0	<1.0	<1.0
Water		WC Method	>0.2	NEG	NEG	NEG
Glycol		WC Method		NEG	NEG	NEG
Soot %	%	*ASTM D7844	>4	0.4	0.2	0.2
Nitration	Abs/cm	*ASTM D7624	>20	8.1	6.7	6.6
Sulfation	Abs/.1mm	*ASTM D7415	>30	21.0	19.2	19.0
Silt	scalar	*Visual	NONE	NONE	NONE	NONE
Debris	scalar	*Visual	NONE	NONE	NONE	NONE
Sand/Dirt	scalar	*Visual	NONE	NONE	NONE	NONE
Appearance	scalar	*Visual	NORML	NORML	NORML	NORML
Odor	scalar	*Visual	NORML	NORML	NORML	NORML
Emulsified Water	scalar	*Visual	>0.2	NEG	NEG	NEG

FLUID CONDITION

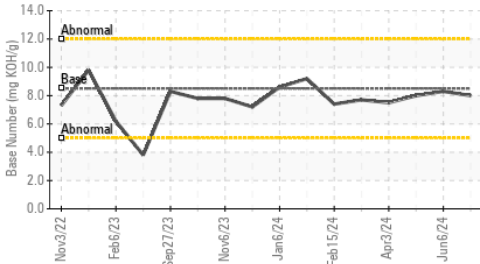
The BN result indicates that there is suitable alkalinity remaining in the oil. The condition of the oil is suitable for further service.

Sodium	ppm	ASTM D5185m	>216	5	<1	2
Boron	ppm	ASTM D5185m	250	13	21	20
Barium	ppm	ASTM D5185m	10	0	0	0
Molybdenum	ppm	ASTM D5185m	100	54	58	61
Manganese	ppm	ASTM D5185m		<1	<1	0
Magnesium	ppm	ASTM D5185m	450	905	907	885
Calcium	ppm	ASTM D5185m	3000	1115	1138	1121
Phosphorus	ppm	ASTM D5185m	1150	1021	924	970
Zinc	ppm	ASTM D5185m	1350	1248	1191	1224
Sulfur	ppm	ASTM D5185m	4250	3278	3132	3535
Oxidation	Abs/.1mm	*ASTM D7414	>25	16.8	14.8	14.4
Base Number (BN)	mg KOH/g	ASTM D2896	8.5	8.0	8.3	8.0
Visc @ 100°C	cSt	ASTM D445	14.4	13.8	13.9	13.8

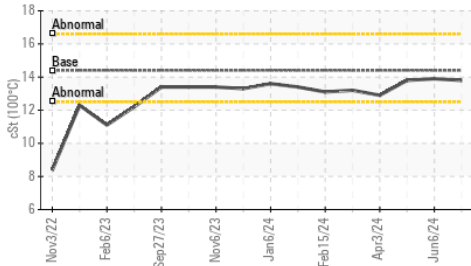
FT-IR (Direct Trend)



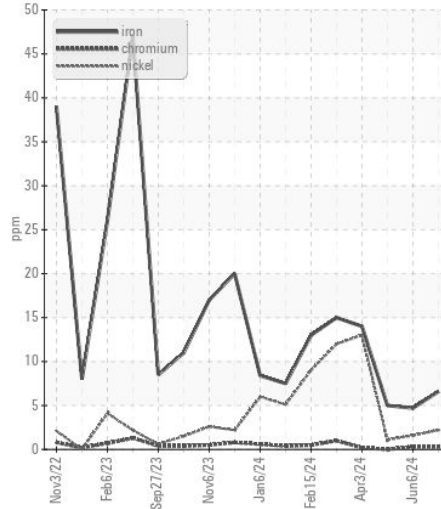
Base Number



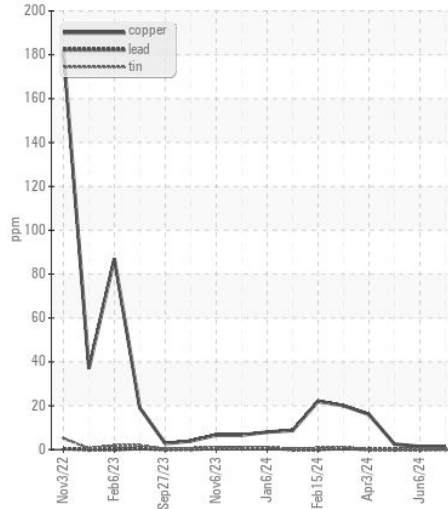
Viscosity @ 100°C



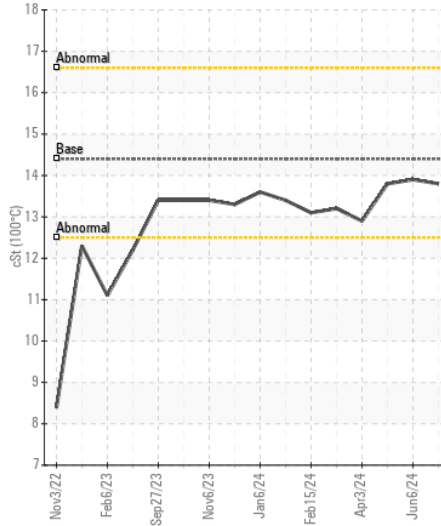
Ferrous Alloys



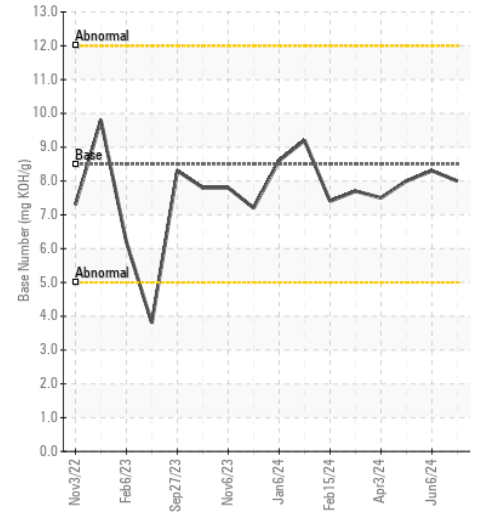
Non-ferrous Metals



Viscosity @ 100°C



Base Number



Certificate L2367

Laboratory : WearCheck USA - 501 Madison Ave., Cary, NC 27513
Sample No. : GFL0121994
Lab Number : 06222176
Unique Number : 11100373
Test Package : FLEET

Received : 27 Jun 2024
Tested : 28 Jun 2024
Diagnosed : 28 Jun 2024 - Wes Davis

GFL Environmental - 652 - Fredericksburg Hauling
 10954 Houser Drive
 Fredericksburg, VA
 US 22408
 Contact: WILLIAM MILO
 wmilo@gflenv.com

To discuss this sample report, contact Customer Service at 1-800-237-1369.

* - Denotes test methods that are outside of the ISO 17025 scope of accreditation.

Statements of conformity to specifications are based on the simple acceptance decision rule (JCGM 106:2012)

T:
F: