



OIL ANALYSIS REPORT

WEAR	NORMAL
CONTAMINATION	NORMAL
FLUID CONDITION	NORMAL

Machine Id
PETERBILT 8465056
Component
Diesel Engine
Fluid
MOBIL DELVAC 1300 SUPER15W40 (46 QTS)

RECOMMENDATION

Resample at the next service interval to monitor.

Test	UOM	Method	Limit/Abn	Current	History1	History2
Sample Number		Client Info		RPL0021933	RPL0017381	RPL0015507
Sample Date		Client Info		19 Jun 2024	19 Jan 2024	07 Oct 2023
Machine Age	mls	Client Info		59236	48368	36131
Oil Age	mls	Client Info		23105	12237	36131
Filter Age	mls	Client Info		23105	12237	36131
Oil Changed		Client Info		Changed	Not Changd	Diff Oil
Filter Changed		Client Info		Changed	Changed	Changed
Sample Status				NORMAL	ATTENTION	ABNORMAL

WEAR

All component wear rates are normal.

Iron	ppm	ASTM D5185m	>110	34	19	66
Chromium	ppm	ASTM D5185m	>4	1	1	2
Nickel	ppm	ASTM D5185m	>2	<1	<1	<1
Titanium	ppm	ASTM D5185m		<1	<1	0
Silver	ppm	ASTM D5185m	>2	<1	0	<1
Aluminum	ppm	ASTM D5185m	>25	9	4	13
Lead	ppm	ASTM D5185m	>45	9	2	5
Copper	ppm	ASTM D5185m	>85	7	6	28
Tin	ppm	ASTM D5185m	>4	2	2	3
Vanadium	ppm	ASTM D5185m		<1	0	0
White Metal	scalar	*Visual	NONE	NONE	NONE	NONE
Yellow Metal	scalar	*Visual	NONE	NONE	NONE	NONE

CONTAMINATION

There is no indication of any contamination in the oil.

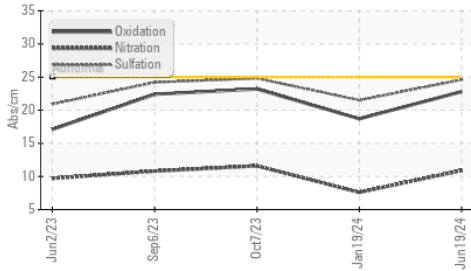
Silicon	ppm	ASTM D5185m	>30	12	10	37
Potassium	ppm	ASTM D5185m	>20	29	24	▲ 53
Fuel		WC Method	>5	<1.0	<1.0	0.8
Water		WC Method	>0.2	NEG	NEG	NEG
Glycol		WC Method		NEG	NEG	NEG
Soot %	%	*ASTM D7844	>3	0.4	0.2	0.5
Nitration	Abs/cm	*ASTM D7624	>20	10.9	7.6	11.6
Sulfation	Abs/.1mm	*ASTM D7415	>30	24.6	21.5	24.8
Silt	scalar	*Visual	NONE	NONE	NONE	NONE
Debris	scalar	*Visual	NONE	NONE	NONE	NONE
Sand/Dirt	scalar	*Visual	NONE	NONE	NONE	NONE
Appearance	scalar	*Visual	NORML	NORML	NORML	NORML
Odor	scalar	*Visual	NORML	NORML	NORML	NORML
Emulsified Water	scalar	*Visual	>0.2	NEG	NEG	NEG

FLUID CONDITION

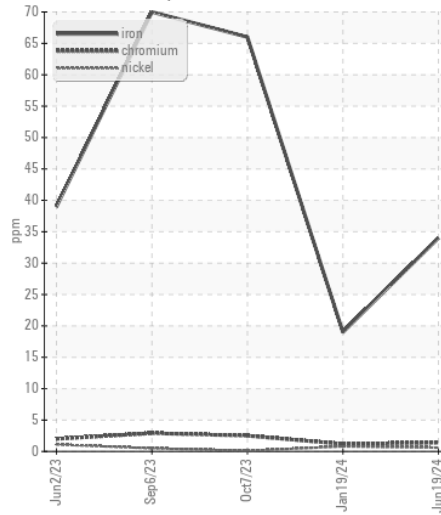
The BN result indicates that there is suitable alkalinity remaining in the oil. The condition of the oil is suitable for further service.

Sodium	ppm	ASTM D5185m		6	0	6
Boron	ppm	ASTM D5185m	0	4	4	27
Barium	ppm	ASTM D5185m	0	<1	0	0
Molybdenum	ppm	ASTM D5185m	0	58	55	21
Manganese	ppm	ASTM D5185m		1	1	5
Magnesium	ppm	ASTM D5185m	0	1001	919	673
Calcium	ppm	ASTM D5185m		1193	1028	1284
Phosphorus	ppm	ASTM D5185m		1079	962	632
Zinc	ppm	ASTM D5185m		1343	1154	768
Sulfur	ppm	ASTM D5185m		3572	3203	2269
Oxidation	Abs/.1mm	*ASTM D7414	>25	22.8	18.7	23.2
Base Number (BN)	mg KOH/g	ASTM D2896	9.4	6.0	8.0	5.1
Visc @ 100°C	cSt	ASTM D445	14	12.7	● 12.1	● 11.7

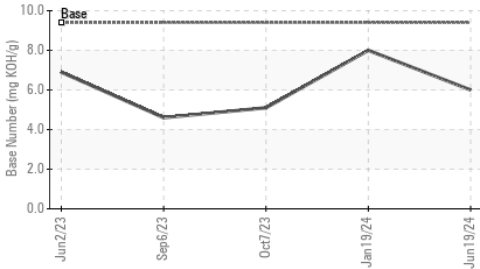
FT-IR (Direct Trend)



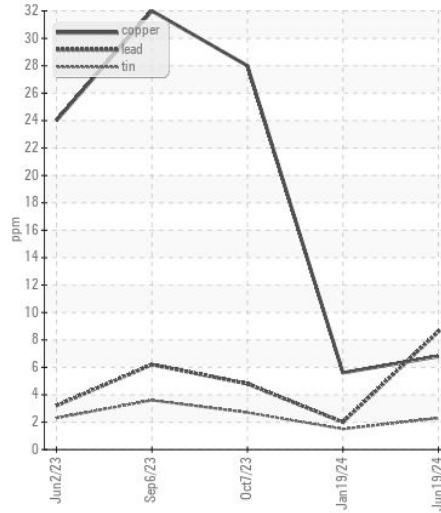
Ferrous Alloys



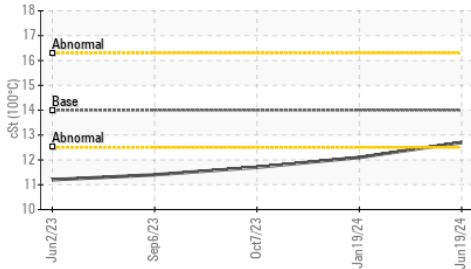
Base Number



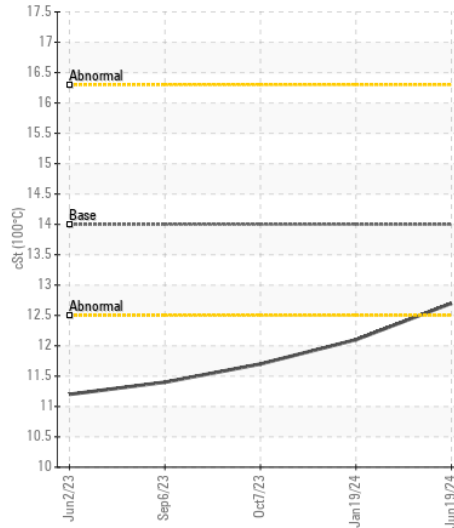
Non-ferrous Metals



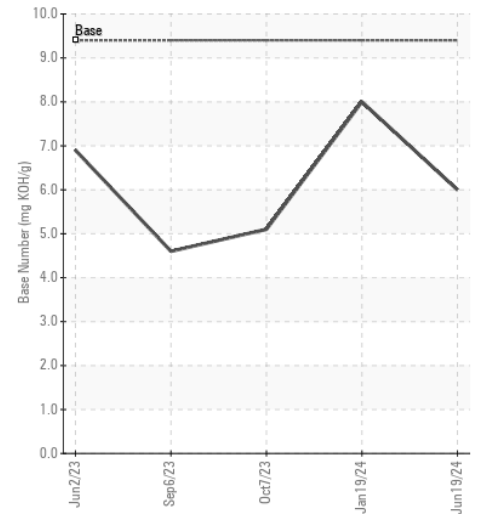
Viscosity @ 100°C



Viscosity @ 100°C



Base Number



Certificate L2367

Laboratory : WearCheck USA - 501 Madison Ave., Cary, NC 27513
Sample No. : RPL0021933
Lab Number : 06222227
Unique Number : 11100424
Test Package : FLEET

Received : 27 Jun 2024
Tested : 28 Jun 2024
Diagnosed : 28 Jun 2024 - Don Baldrige

RTL PACLEASE - 7006 - Pico Rivera
 7837 Telegraph Rd
 Pico Rivera, CA
 US 90660

Contact: GERARDO CARROLA
 carrolag@rushenterprises.com

To discuss this sample report, contact Customer Service at 1-800-237-1369.

* - Denotes test methods that are outside of the ISO 17025 scope of accreditation.

Statements of conformity to specifications are based on the simple acceptance decision rule (JCGM 106:2012)

T:
F: