



OIL ANALYSIS REPORT

WEAR	NORMAL
CONTAMINATION	NORMAL
FLUID CONDITION	NORMAL

Machine Id
CUMMINS 8465100
 Component
Diesel Engine
 Fluid
MOBIL DELVAC ELITE 15W40 (46 QTS)

RECOMMENDATION

Resample at the next service interval to monitor.

Test	UOM	Method	Limit/Abn	Current	History1	History2
Sample Number		Client Info		RPL0021839	RPL0017943	RPL0016839
Sample Date		Client Info		14 Jun 2024	14 Mar 2024	13 Dec 2023
Machine Age	mls	Client Info		0	62976	50294
Oil Age	mls	Client Info		0	12682	50294
Filter Age	mls	Client Info		0	12682	50294
Oil Changed		Client Info		Not Changd	Not Changd	Not Changd
Filter Changed		Client Info		Not Changd	Not Changd	Not Changd
Sample Status				NORMAL	NORMAL	ABNORMAL

WEAR

All component wear rates are normal.

Iron	ppm	ASTM D5185m	>90	30	22	131
Chromium	ppm	ASTM D5185m	>20	2	<1	7
Nickel	ppm	ASTM D5185m	>2	<1	<1	1
Titanium	ppm	ASTM D5185m	>2	<1	0	0
Silver	ppm	ASTM D5185m	>2	<1	0	0
Aluminum	ppm	ASTM D5185m	>20	27	19	76
Lead	ppm	ASTM D5185m	>40	5	1	12
Copper	ppm	ASTM D5185m	>330	5	4	38
Tin	ppm	ASTM D5185m	>15	2	0	5
Vanadium	ppm	ASTM D5185m		<1	0	0
White Metal	scalar	*Visual	NONE	NONE	NONE	NONE
Yellow Metal	scalar	*Visual	NONE	NONE	NONE	NONE

CONTAMINATION

There is no indication of any contamination in the oil.

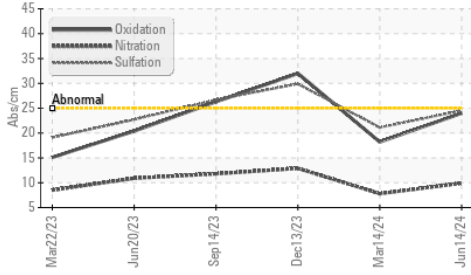
Silicon	ppm	ASTM D5185m	>25	10	8	40
Potassium	ppm	ASTM D5185m	>20	72	50	221
Fuel	%	ASTM D3524	>3.0	<1.0	<1.0	<1.0
Water		WC Method	>0.2	NEG	NEG	NEG
Glycol		WC Method		NEG	NEG	NEG
Soot %	%	*ASTM D7844	>6	0.3	0.2	0.6
Nitration	Abs/cm	*ASTM D7624	>20	9.9	7.8	12.9
Sulfation	Abs/.1mm	*ASTM D7415	>30	24.5	21.1	29.9
Silt	scalar	*Visual	NONE	NONE	NONE	NONE
Debris	scalar	*Visual	NONE	NONE	NONE	NONE
Sand/Dirt	scalar	*Visual	NONE	NONE	NONE	NONE
Appearance	scalar	*Visual	NORML	NORML	NORML	NORML
Odor	scalar	*Visual	NORML	NORML	NORML	NORML
Emulsified Water	scalar	*Visual	>0.2	NEG	NEG	NEG

FLUID CONDITION

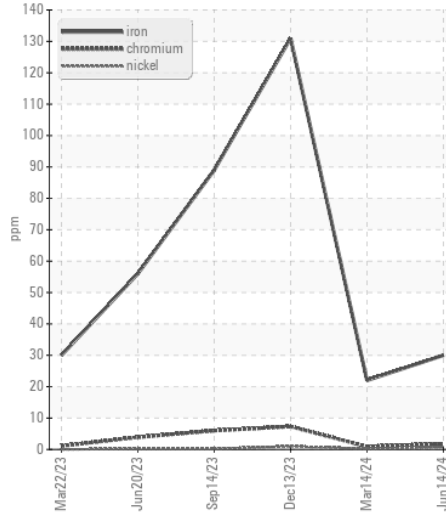
The BN result indicates that there is suitable alkalinity remaining in the oil. The condition of the oil is suitable for further service.

Sodium	ppm	ASTM D5185m		5	1	5
Boron	ppm	ASTM D5185m		2	2	12
Barium	ppm	ASTM D5185m		<1	0	0
Molybdenum	ppm	ASTM D5185m		59	58	23
Manganese	ppm	ASTM D5185m		1	<1	7
Magnesium	ppm	ASTM D5185m		1004	1041	745
Calcium	ppm	ASTM D5185m		1161	1187	1301
Phosphorus	ppm	ASTM D5185m		1085	1093	697
Zinc	ppm	ASTM D5185m		1329	1300	931
Sulfur	ppm	ASTM D5185m		3389	3805	2698
Oxidation	Abs/.1mm	*ASTM D7414	>25	24.0	18.2	32.0
Base Number (BN)	mg KOH/g	ASTM D2896	10.7	6.2	8.4	▲ 2.7
Visc @ 100°C	cSt	ASTM D445	15.2	12.1	12.5	● 11.5

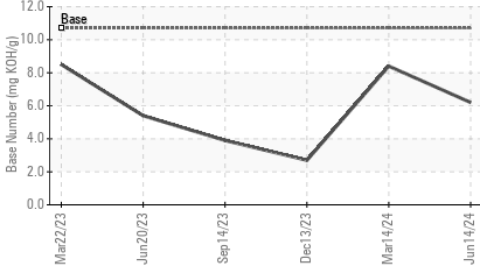
FT-IR (Direct Trend)



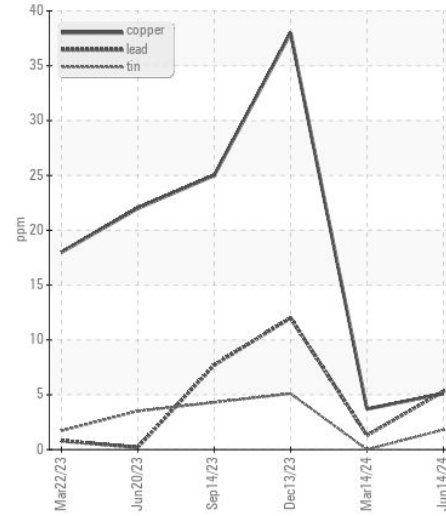
Ferrous Alloys



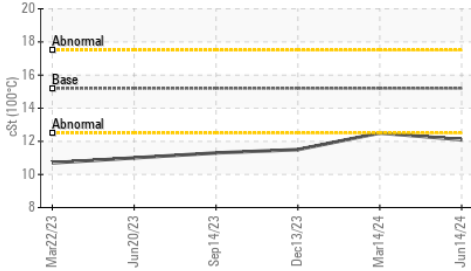
Base Number



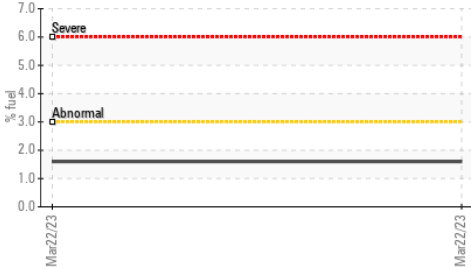
Non-ferrous Metals



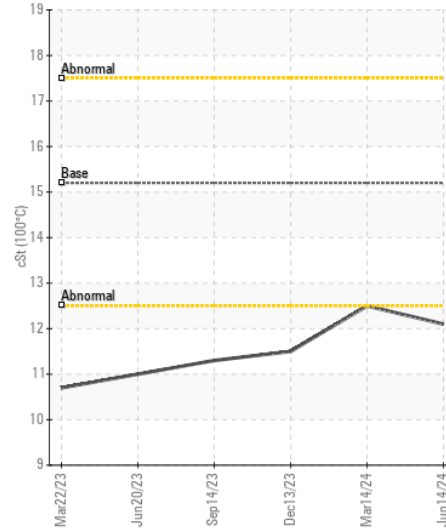
Viscosity @ 100°C



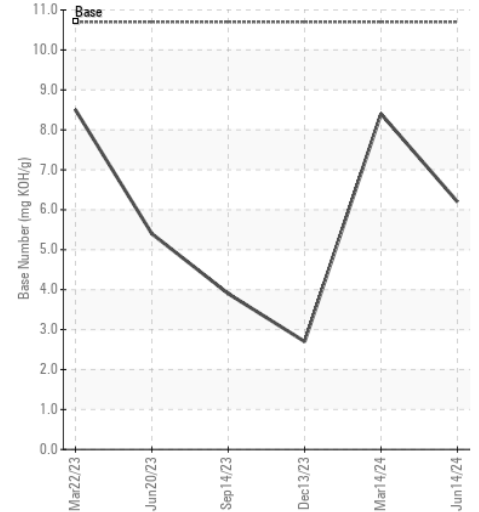
Fuel Dilution



Viscosity @ 100°C



Base Number



Certificate L2367

Laboratory : WearCheck USA - 501 Madison Ave., Cary, NC 27513
Sample No. : RPL0021839
Lab Number : 06222228
Unique Number : 11100425
Test Package : FLEET (Additional Tests: FuelDilution)

RTL PACLEASE - 7006 - Pico Rivera
 7837 Telegraph Rd
 Pico Rivera, CA
 US 90660
 Contact: GERARDO CARROLA
 carrolag@rushenterprises.com

To discuss this sample report, contact Customer Service at 1-800-237-1369.

* - Denotes test methods that are outside of the ISO 17025 scope of accreditation.

Statements of conformity to specifications are based on the simple acceptance decision rule (JCGM 106:2012)

T:
F: