



OIL ANALYSIS REPORT

WEAR	NORMAL
CONTAMINATION	NORMAL
FLUID CONDITION	NORMAL



Area
Store 4 - Fairmont
Machine Id
CASE 721F NGF236019
Component
Diesel Engine
Fluid
MOBIL DELVAC 1300 SUPER 15W40 (--- QTS)

RECOMMENDATION

Resample at the next service interval to monitor.

Test	UOM	Method	Limit/Abn	Current	History1	History2
Sample Number		Client Info		LEC0046625	LEC0031798	LEC0024728
Sample Date		Client Info		11 Jun 2024	24 Mar 2023	10 Mar 2022
Machine Age	hrs	Client Info		4023	3503	3000
Oil Age	hrs	Client Info		523	503	500
Filter Age	hrs	Client Info		523	503	500
Oil Changed		Client Info		Changed	Changed	Changed
Filter Changed		Client Info		Changed	Changed	Changed
Sample Status				NORMAL	NORMAL	NORMAL

WEAR

All component wear rates are normal.

Iron	ppm	ASTM D5185m	>100	16	14	12
Chromium	ppm	ASTM D5185m	>20	<1	<1	<1
Nickel	ppm	ASTM D5185m	>4	0	0	0
Titanium	ppm	ASTM D5185m		<1	<1	0
Silver	ppm	ASTM D5185m	>3	0	0	0
Aluminum	ppm	ASTM D5185m	>20	2	1	2
Lead	ppm	ASTM D5185m	>40	0	0	0
Copper	ppm	ASTM D5185m	>330	3	2	10
Tin	ppm	ASTM D5185m	>15	0	0	<1
Vanadium	ppm	ASTM D5185m		<1	0	0
White Metal	scalar	*Visual	NONE	NONE	NONE	NONE
Yellow Metal	scalar	*Visual	NONE	NONE	NONE	NONE

CONTAMINATION

There is no indication of any contamination in the oil.

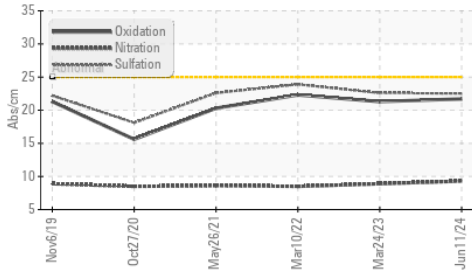
Silicon	ppm	ASTM D5185m	>120	8	6	5
Potassium	ppm	ASTM D5185m	>20	1	0	1
Fuel		WC Method	>5	<1.0	<1.0	<1.0
Water		WC Method	>0.2	NEG	NEG	NEG
Glycol		WC Method		NEG	NEG	NEG
Soot %	%	*ASTM D7844	>3	0.2	0.2	0.1
Nitration	Abs/cm	*ASTM D7624	>20	9.3	8.9	8.5
Sulfation	Abs/.1mm	*ASTM D7415	>30	22.5	22.6	23.9
Silt	scalar	*Visual	NONE	NONE	NONE	NONE
Debris	scalar	*Visual	NONE	NONE	NONE	NONE
Sand/Dirt	scalar	*Visual	NONE	NONE	NONE	NONE
Appearance	scalar	*Visual	NORML	NORML	NORML	NORML
Odor	scalar	*Visual	NORML	NORML	NORML	NORML
Emulsified Water	scalar	*Visual	>0.2	NEG	NEG	NEG

FLUID CONDITION

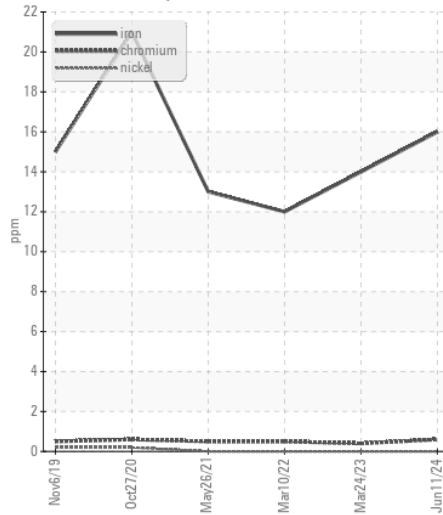
The BN result indicates that there is suitable alkalinity remaining in the oil. The condition of the oil is suitable for further service.

Sodium	ppm	ASTM D5185m		4	4	2
Boron	ppm	ASTM D5185m	0	48	55	52
Barium	ppm	ASTM D5185m	0	<1	0	0
Molybdenum	ppm	ASTM D5185m	0	53	42	42
Manganese	ppm	ASTM D5185m		<1	<1	<1
Magnesium	ppm	ASTM D5185m	0	679	586	549
Calcium	ppm	ASTM D5185m		2120	1861	1773
Phosphorus	ppm	ASTM D5185m		979	851	823
Zinc	ppm	ASTM D5185m		1199	1031	1028
Sulfur	ppm	ASTM D5185m		3622	3115	2216
Oxidation	Abs/.1mm	*ASTM D7414	>25	21.7	21.3	22.3
Base Number (BN)	mg KOH/g	ASTM D2896	9.4	9.0	9.4	10.8
Visc @ 100°C	cSt	ASTM D445	14	13.1	13.1	13.2

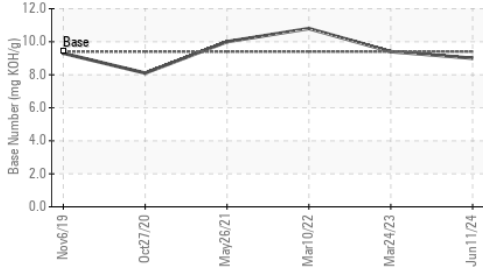
FT-IR (Direct Trend)



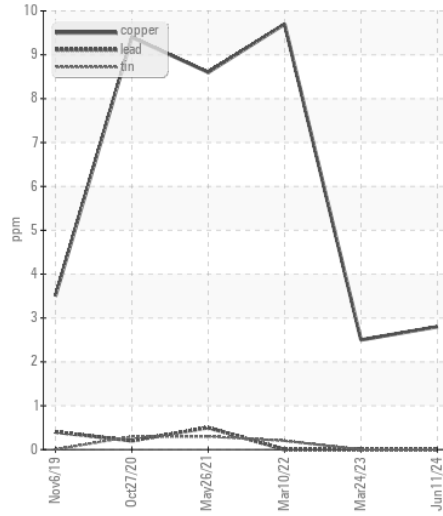
Ferrous Alloys



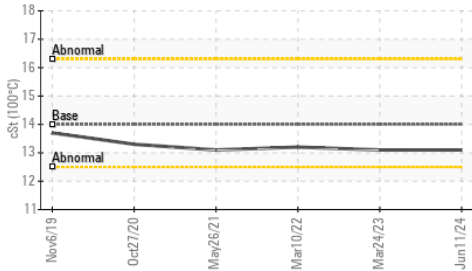
Base Number



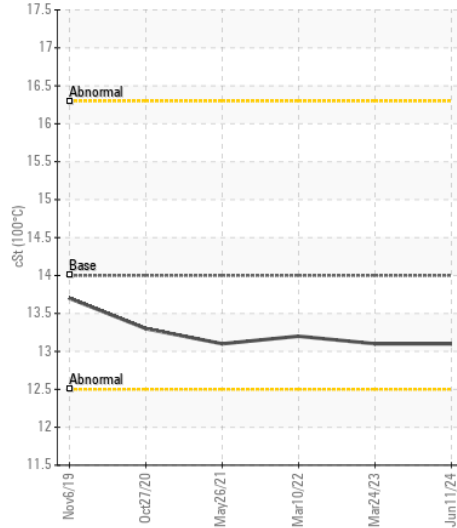
Non-ferrous Metals



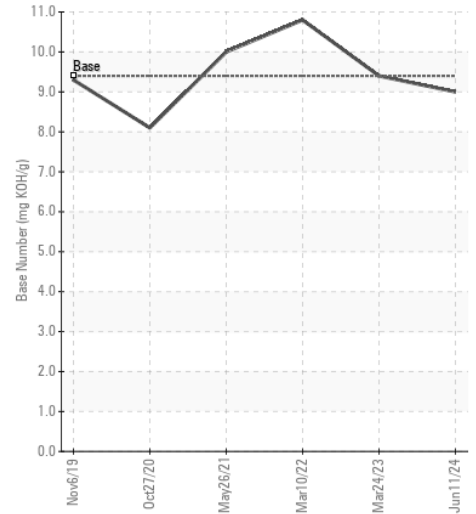
Viscosity @ 100°C



Viscosity @ 100°C



Base Number



Certificate L2367

Laboratory : WearCheck USA - 501 Madison Ave., Cary, NC 27513
Sample No. : LEC0046625 **Received** : 28 Jun 2024
Lab Number : 06223248 **Tested** : 28 Jun 2024
Unique Number : 11101445 **Diagnosed** : 30 Jun 2024 - Don Baldrige
Test Package : CONST (Additional Tests: TBN)

To discuss this sample report, contact Customer Service at 1-800-237-1369.

* - Denotes test methods that are outside of the ISO 17025 scope of accreditation.

Statements of conformity to specifications are based on the simple acceptance decision rule (JCGM 106:2012)

CHISLER INC.
 153 BLUE GOOSE RD.
 FAIRVIEW, WV
 US 26570
 Contact: RICHARD SYPOLT
 richard.sypolt@gmail.com
 T: (304)798-3202
 F: (304)798-3206