



OIL ANALYSIS REPORT

WEAR	NORMAL
CONTAMINATION	NORMAL
FLUID CONDITION	NORMAL

Machine Id
609017 LINK BELT 3350X4
 Component
Diesel Engine
 Fluid
SHELL 15W40 (--- GAL)

RECOMMENDATION

Resample at the next service interval to monitor.

Test	UOM	Method	Limit/Abn	Current	History1	History2
Sample Number		Client Info		WC0910266	WC0783610	WC0734018
Sample Date		Client Info		22 Jun 2024	26 Apr 2023	24 Apr 2023
Machine Age	hrs	Client Info		4918	3631	3631
Oil Age	hrs	Client Info		500	0	0
Filter Age	hrs	Client Info		500	0	0
Oil Changed		Client Info		Changed	N/A	Not Changd
Filter Changed		Client Info		Changed	N/A	Not Changd
Sample Status				NORMAL	NORMAL	NORMAL

WEAR

All component wear rates are normal.

Iron	ppm	ASTM D5185m	>100	18	40	41
Chromium	ppm	ASTM D5185m	>20	2	<1	<1
Nickel	ppm	ASTM D5185m	>4	1	<1	0
Titanium	ppm	ASTM D5185m		<1	0	0
Silver	ppm	ASTM D5185m	>3	0	0	0
Aluminum	ppm	ASTM D5185m	>20	11	20	21
Lead	ppm	ASTM D5185m	>40	<1	2	0
Copper	ppm	ASTM D5185m	>330	2	125	131
Tin	ppm	ASTM D5185m	>15	0	2	1
Vanadium	ppm	ASTM D5185m		<1	0	0
White Metal	scalar	*Visual	NONE	NONE	NONE	NONE
Yellow Metal	scalar	*Visual	NONE	NONE	NONE	NONE

CONTAMINATION

There is no indication of any contamination in the oil.

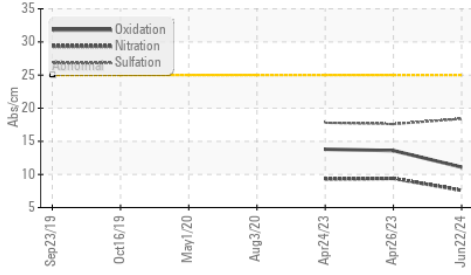
Silicon	ppm	ASTM D5185m	>25	5	8	8
Potassium	ppm	ASTM D5185m	>20	2	5	3
Chlorine	ppm	ASTM D5185m		---	---	---
Fuel		WC Method	>5	<1.0	<1.0	<1.0
Water		WC Method	>0.2	NEG	NEG	NEG
Glycol		WC Method		NEG	NEG	NEG
Soot %	%	*ASTM D7844	>3	0.6	0.9	0.9
Nitration	Abs/cm	*ASTM D7624	>20	7.6	9.4	9.3
Sulfation	Abs/.1mm	*ASTM D7415	>30	18.4	17.6	17.8
Silt	scalar	*Visual	NONE	NONE	NONE	NONE
Debris	scalar	*Visual	NONE	NONE	NONE	NONE
Sand/Dirt	scalar	*Visual	NONE	NONE	NONE	NONE
Appearance	scalar	*Visual	NORML	NORML	NORML	NORML
Odor	scalar	*Visual	NORML	NORML	NORML	NORML
Emulsified Water	scalar	*Visual	>0.2	NEG	NEG	NEG

FLUID CONDITION

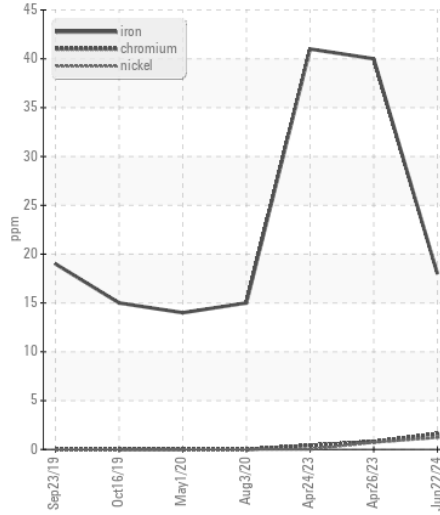
The BN result indicates that there is suitable alkalinity remaining in the oil. The condition of the oil is acceptable for the time in service.

Sodium	ppm	ASTM D5185m	>150	<1	3	1
Boron	ppm	ASTM D5185m		35	36	43
Barium	ppm	ASTM D5185m		0	0	0
Molybdenum	ppm	ASTM D5185m		64	83	86
Manganese	ppm	ASTM D5185m		<1	1	1
Magnesium	ppm	ASTM D5185m		49	62	70
Calcium	ppm	ASTM D5185m		2429	2079	2154
Phosphorus	ppm	ASTM D5185m		1052	939	974
Zinc	ppm	ASTM D5185m		1343	1173	1234
Sulfur	ppm	ASTM D5185m		5160	3707	3833
Oxidation	Abs/.1mm	*ASTM D7414	>25	11.1	13.6	13.8
Base Number (BN)	mg KOH/g	ASTM D2896		6.7	5.6	5.4
Visc @ 100°C	cSt	ASTM D445		13.8	13.6	13.8

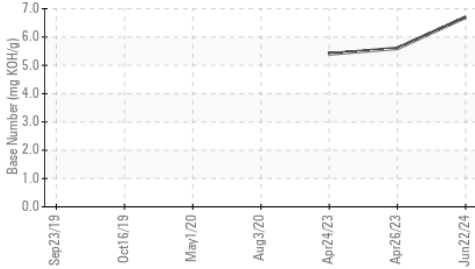
FT-IR (Direct Trend)



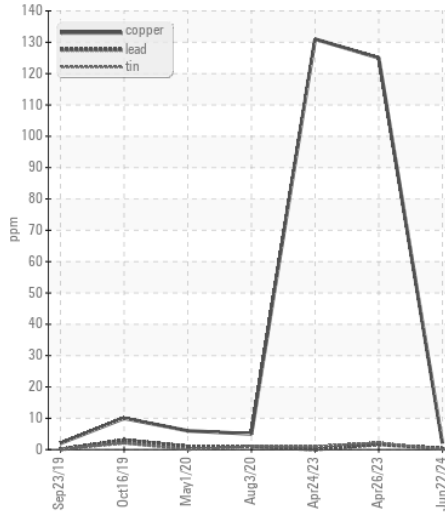
Ferrous Alloys



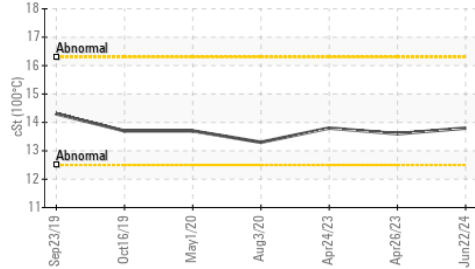
Base Number



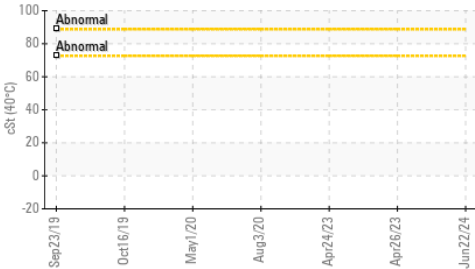
Non-ferrous Metals



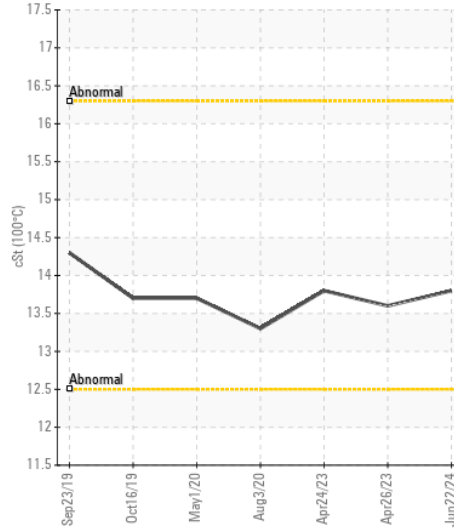
Viscosity @ 100°C



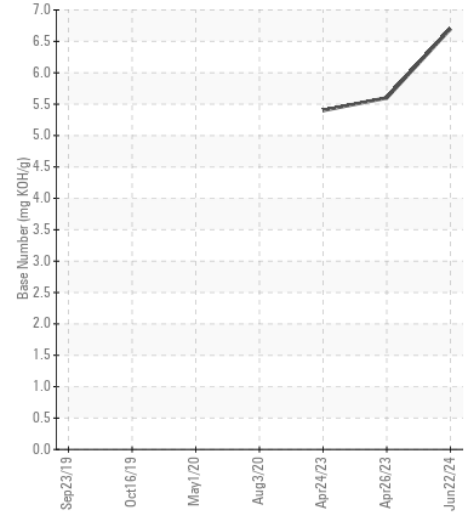
Viscosity @ 40°C



Viscosity @ 100°C



Base Number



Certificate L2367

Laboratory : WearCheck USA - 501 Madison Ave., Cary, NC 27513
Sample No. : WC0910266 **Received** : 28 Jun 2024
Lab Number : 06223303 **Tested** : 01 Jul 2024
Unique Number : 11101500 **Diagnosed** : 01 Jul 2024 - Don Baldrige
Test Package : FLEET (Additional Tests: KV40)

TRI-CITY HIGHWAY
 145 PODPADIC ROAD
 RICHMONDVILLE, NY
 US 12149
 Contact: DAN CORBETT
 dcorbett@tchpi.com

To discuss this sample report, contact Customer Service at 1-800-237-1369.

* - Denotes test methods that are outside of the ISO 17025 scope of accreditation.

Statements of conformity to specifications are based on the simple acceptance decision rule (JCGM 106:2012)

T:
F: