



WEAR	NORMAL
CONTAMINATION	NORMAL
FLUID CONDITION	NORMAL



Area
(BD38792)
Machine Id
913012
Component
Diesel Engine
Fluid
PETRO CANADA DURON SHP 15W40 (9 GAL)

RECOMMENDATION

Resample at the next service interval to monitor.

Test	UOM	Method	Limit/Abn	Current	History1	History2
Sample Number		Client Info		GFL0124767	GFL0115008	GFL0097748
Sample Date		Client Info		12 Jun 2024	07 May 2024	04 Dec 2023
Machine Age	hrs	Client Info		3997	3997	2935
Oil Age	hrs	Client Info		600	600	700
Filter Age	hrs	Client Info		600	600	700
Oil Changed		Client Info		Changed	Changed	Changed
Filter Changed		Client Info		Changed	Changed	Changed
Sample Status				NORMAL	NORMAL	NORMAL

WEAR

All component wear rates are normal.

Iron	ppm	ASTM D5185m	>120	6	5	10
Chromium	ppm	ASTM D5185m	>20	<1	0	<1
Nickel	ppm	ASTM D5185m	>5	2	0	2
Titanium	ppm	ASTM D5185m	>2	<1	0	0
Silver	ppm	ASTM D5185m	>2	<1	0	<1
Aluminum	ppm	ASTM D5185m	>20	1	1	1
Lead	ppm	ASTM D5185m	>40	0	0	0
Copper	ppm	ASTM D5185m	>330	2	<1	12
Tin	ppm	ASTM D5185m	>15	<1	<1	<1
Vanadium	ppm	ASTM D5185m		0	0	0
White Metal	scalar	*Visual	NONE	NONE	NONE	NONE
Yellow Metal	scalar	*Visual	NONE	NONE	NONE	NONE

CONTAMINATION

There is no indication of any contamination in the oil.

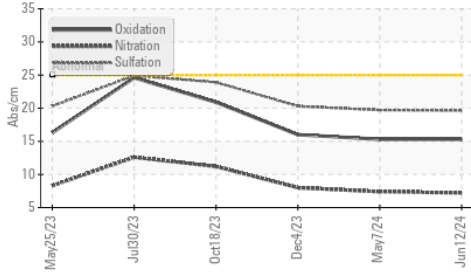
Silicon	ppm	ASTM D5185m	>25	4	1	4
Potassium	ppm	ASTM D5185m	>20	0	0	<1
Fuel		WC Method	>3.0	<1.0	<1.0	<1.0
Water		WC Method	>0.2	NEG	NEG	NEG
Glycol		WC Method		NEG	NEG	NEG
Soot %	%	*ASTM D7844	>4	0.4	0.4	0.6
Nitration	Abs/cm	*ASTM D7624	>20	7.2	7.4	8.0
Sulfation	Abs/.1mm	*ASTM D7415	>30	19.6	19.7	20.3
Silt	scalar	*Visual	NONE	NONE	NONE	NONE
Debris	scalar	*Visual	NONE	NONE	NONE	NONE
Sand/Dirt	scalar	*Visual	NONE	NONE	NONE	NONE
Appearance	scalar	*Visual	NORML	NORML	NORML	NORML
Odor	scalar	*Visual	NORML	NORML	NORML	NORML
Emulsified Water	scalar	*Visual	>0.2	NEG	NEG	NEG

FLUID CONDITION

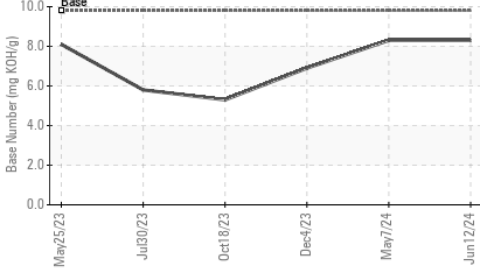
The BN result indicates that there is suitable alkalinity remaining in the oil. The condition of the oil is suitable for further service.

Sodium	ppm	ASTM D5185m		3	3	5
Boron	ppm	ASTM D5185m	0	2	2	2
Barium	ppm	ASTM D5185m	0	0	0	0
Molybdenum	ppm	ASTM D5185m	60	56	58	54
Manganese	ppm	ASTM D5185m	0	<1	<1	<1
Magnesium	ppm	ASTM D5185m	1010	1026	914	889
Calcium	ppm	ASTM D5185m	1070	1188	1008	1034
Phosphorus	ppm	ASTM D5185m	1150	1128	1040	1086
Zinc	ppm	ASTM D5185m	1270	1367	1238	1248
Sulfur	ppm	ASTM D5185m	2060	3923	3249	2915
Oxidation	Abs/.1mm	*ASTM D7414	>25	15.3	15.3	16.0
Base Number (BN)	mg KOH/g	ASTM D2896	9.8	8.3	8.3	6.9
Visc @ 100°C	cSt	ASTM D445	15.4	14.2	14.1	13.5

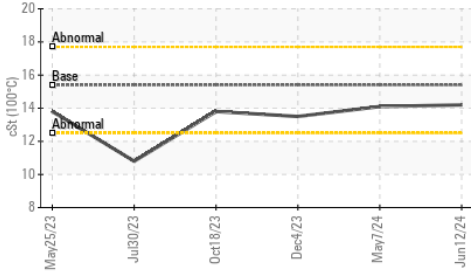
FT-IR (Direct Trend)



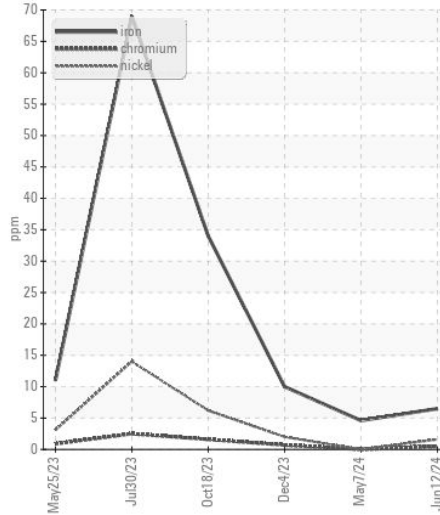
Base Number



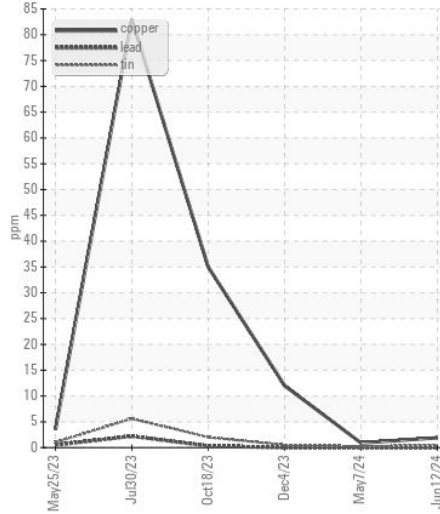
Viscosity @ 100°C



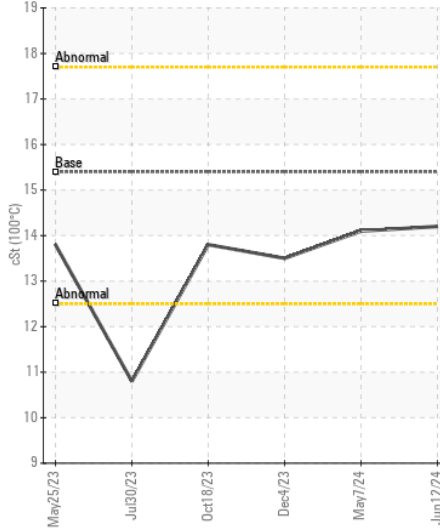
Ferrous Alloys



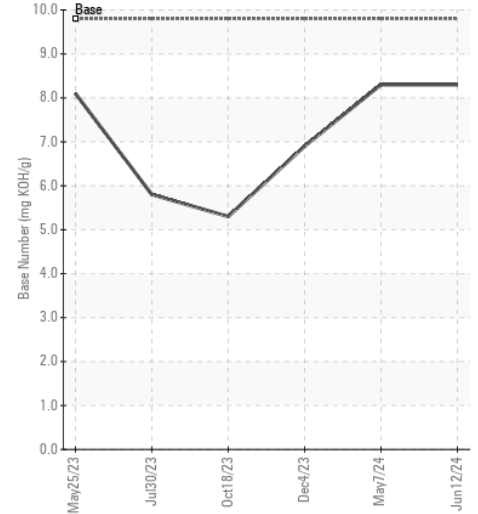
Non-ferrous Metals



Viscosity @ 100°C



Base Number



Certificate L2367

Laboratory : WearCheck USA - 501 Madison Ave., Cary, NC 27513
Sample No. : GFL0124767
Lab Number : 06224351
Unique Number : 11102548
Test Package : FLEET

Received : 01 Jul 2024
Tested : 02 Jul 2024
Diagnosed : 02 Jul 2024 - Wes Davis

GFL Environmental - 405 - Arbor Hills
 7811 Chubb Rd
 NORTHVILLE, MI
 US 48168

Contact: Anthony Hopkins
 ahopkins@gflenv.com

To discuss this sample report, contact Customer Service at 1-800-237-1369.

* - Denotes test methods that are outside of the ISO 17025 scope of accreditation.

Statements of conformity to specifications are based on the simple acceptance decision rule (JCGM 106:2012)

T:
F: