



WEAR	NORMAL
CONTAMINATION	NORMAL
FLUID CONDITION	NORMAL



Area
[W52622]
 Machine Id
JOHN DEERE 750K 1T0750KXJJF325580
 Component
Diesel Engine
 Fluid
JOHN DEERE ENGINE OIL PLUS 50 II 15W40 (--- GAL)

RECOMMENDATION

Resample at the next service interval to monitor.

Test	UOM	Method	Limit/Abn	Current	History1	History2
Sample Number		Client Info		JR0224954	JR0164232	JR0148470
Sample Date		Client Info		25 Jun 2024	17 Aug 2023	09 Dec 2022
Machine Age	hrs	Client Info		3466	2958	2457
Oil Age	hrs	Client Info		0	0	0
Filter Age	hrs	Client Info		0	0	0
Oil Changed		Client Info		Changed	Changed	Changed
Filter Changed		Client Info		Changed	Changed	Changed
Sample Status				NORMAL	NORMAL	NORMAL

WEAR

All component wear rates are normal.

Iron	ppm	ASTM D5185m	>51	20	32	15
Chromium	ppm	ASTM D5185m	>11	0	<1	<1
Nickel	ppm	ASTM D5185m	>5	<1	2	0
Titanium	ppm	ASTM D5185m		0	<1	<1
Silver	ppm	ASTM D5185m	>3	0	<1	<1
Aluminum	ppm	ASTM D5185m	>31	4	5	4
Lead	ppm	ASTM D5185m	>26	0	<1	0
Copper	ppm	ASTM D5185m	>26	5	2	11
Tin	ppm	ASTM D5185m	>4	0	<1	<1
Vanadium	ppm	ASTM D5185m		0	<1	0
White Metal	scalar	*Visual	NONE	NONE	NONE	NONE
Yellow Metal	scalar	*Visual	NONE	NONE	NONE	NONE

CONTAMINATION

There is no indication of any contamination in the oil.

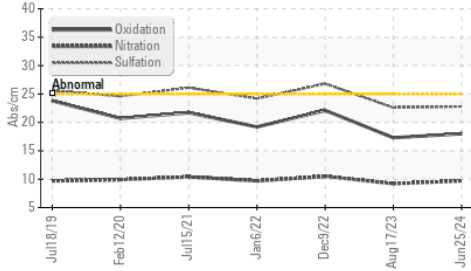
Silicon	ppm	ASTM D5185m	>22	7	12	5
Potassium	ppm	ASTM D5185m	>20	<1	1	3
Fuel		WC Method	>2.1	<1.0	<1.0	<1.0
Water		WC Method	>0.21	NEG	NEG	NEG
Glycol		WC Method		NEG	NEG	NEG
Soot %	%	*ASTM D7844	>3	0.3	0.3	0.3
Nitration	Abs/cm	*ASTM D7624	>20	9.7	9.2	10.5
Sulfation	Abs/.1mm	*ASTM D7415	>30	22.8	22.6	26.8
Silt	scalar	*Visual	NONE	NONE	NONE	NONE
Debris	scalar	*Visual	NONE	NONE	NONE	NONE
Sand/Dirt	scalar	*Visual	NONE	NONE	NONE	NONE
Appearance	scalar	*Visual	NORML	NORML	NORML	NORML
Odor	scalar	*Visual	NORML	NORML	NORML	NORML
Emulsified Water	scalar	*Visual	>0.21	NEG	NEG	NEG

FLUID CONDITION

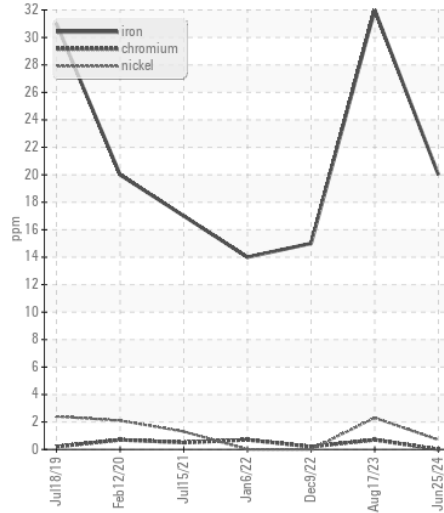
The BN result indicates that there is suitable alkalinity remaining in the oil. The condition of the oil is suitable for further service.

Sodium	ppm	ASTM D5185m	>31	3	4	<1
Boron	ppm	ASTM D5185m		163	193	181
Barium	ppm	ASTM D5185m		<1	0	0
Molybdenum	ppm	ASTM D5185m		261	226	251
Manganese	ppm	ASTM D5185m		<1	<1	<1
Magnesium	ppm	ASTM D5185m		890	806	759
Calcium	ppm	ASTM D5185m		1635	1483	1441
Phosphorus	ppm	ASTM D5185m		967	873	814
Zinc	ppm	ASTM D5185m		1223	1069	1053
Sulfur	ppm	ASTM D5185m		3790	3469	3517
Oxidation	Abs/.1mm	*ASTM D7414	>25	18.0	17.3	22.1
Base Number (BN)	mg KOH/g	ASTM D2896	13.6	8.2	7.8	9.0
Visc @ 100°C	cSt	ASTM D445	15.4	13.8	12.6	13.3

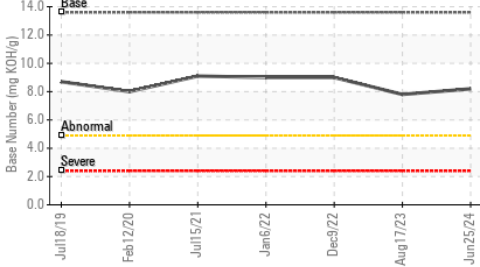
FT-IR (Direct Trend)



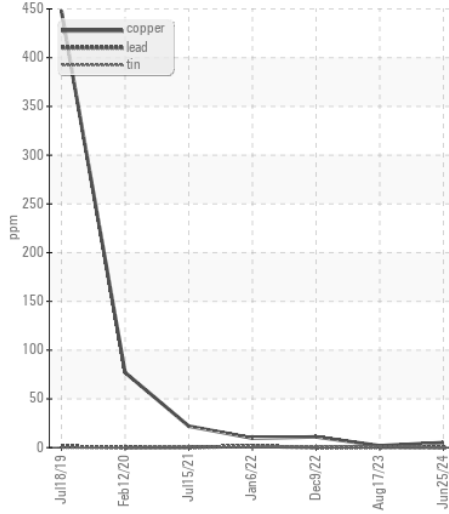
Ferrous Alloys



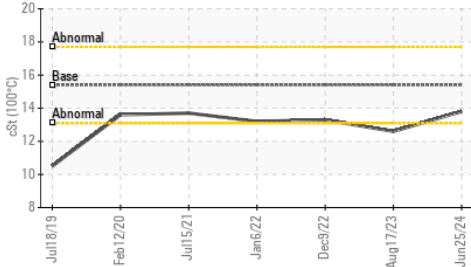
Base Number



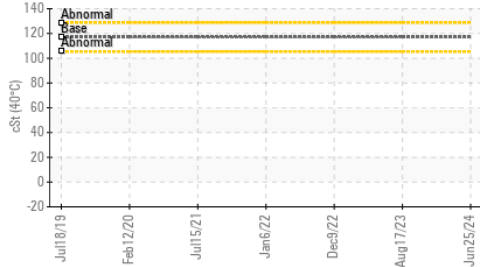
Non-ferrous Metals



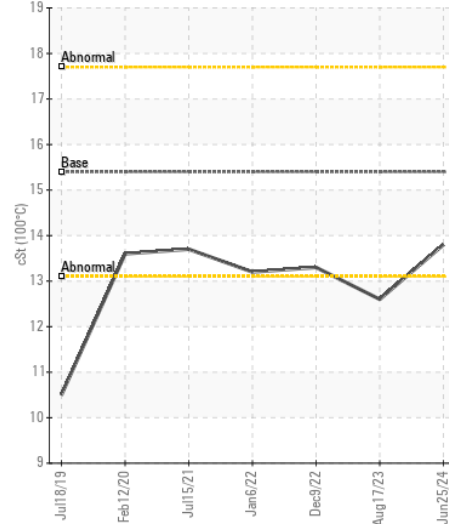
Viscosity @ 100°C



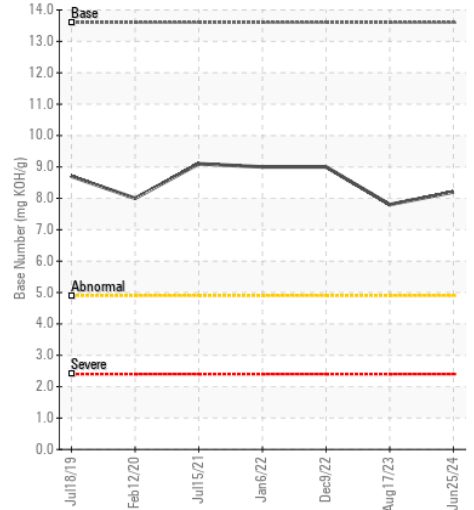
Viscosity @ 40°C



Viscosity @ 100°C



Base Number



Certificate L2367

Laboratory : WearCheck USA - 501 Madison Ave., Cary, NC 27513
Sample No. : JR0224954 **Received** : 01 Jul 2024
Lab Number : 06224412 **Tested** : 02 Jul 2024
Unique Number : 11102609 **Diagnosed** : 02 Jul 2024 - Jonathan Hester
Test Package : CONST (Additional Tests: KV40, TBN)

To discuss this sample report, contact Customer Service at 1-800-237-1369.

* - Denotes test methods that are outside of the ISO 17025 scope of accreditation.

Statements of conformity to specifications are based on the simple acceptance decision rule (JCGM 106:2012)

HENDERSON INC
 5806 MOORETOWN RD
 WILLIAMSBURG, VA
 US 23188

Contact: TERRY THOMPSON
 terry@hendersoninc.com

T: (757)603-0418

F: