



OIL ANALYSIS REPORT

WEAR	NORMAL
CONTAMINATION	NORMAL
FLUID CONDITION	NORMAL

Machine Id
FORD 8464424
 Component
Gasoline Engine
 Fluid
MOTORCRAFT FULL SYNTHETIC SAE 5W30 (--- GAL)

RECOMMENDATION

Resample at the next service interval to monitor.

Test	UOM	Method	Limit/Abn	Current	History1	History2
Sample Number		Client Info		RPL0020429	RPL0017564	RPL0016934
Sample Date		Client Info		20 May 2024	31 Jan 2024	21 Dec 2023
Machine Age	mls	Client Info		49473	46909	10153
Oil Age	mls	Client Info		46909	0	10153
Filter Age	mls	Client Info		0	0	10153
Oil Changed		Client Info		Not Changd	Not Changd	Changed
Filter Changed		Client Info		Not Changd	Not Changd	Changed
Sample Status				NORMAL	NORMAL	NORMAL

WEAR

All component wear rates are normal.

Iron	ppm	ASTM D5185m	>150	21	7	2
Chromium	ppm	ASTM D5185m	>20	<1	<1	0
Nickel	ppm	ASTM D5185m	>5	0	0	0
Titanium	ppm	ASTM D5185m		0	0	0
Silver	ppm	ASTM D5185m	>2	0	0	0
Aluminum	ppm	ASTM D5185m	>40	2	1	1
Lead	ppm	ASTM D5185m	>50	0	0	<1
Copper	ppm	ASTM D5185m	>155	6	3	2
Tin	ppm	ASTM D5185m	>10	0	0	0
Vanadium	ppm	ASTM D5185m		0	<1	0
White Metal	scalar	*Visual	NONE	NONE	NONE	NONE
Yellow Metal	scalar	*Visual	NONE	NONE	NONE	NONE

CONTAMINATION

There is no indication of any contamination in the oil.

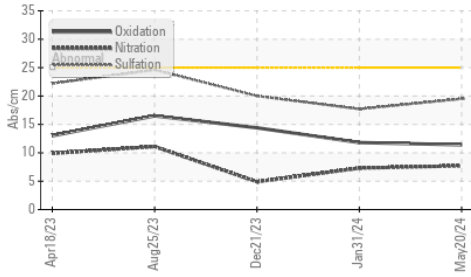
Silicon	ppm	ASTM D5185m	>30	7	8	5
Potassium	ppm	ASTM D5185m	>20	1	0	5
Fuel		WC Method	>4.0	<1.0	<1.0	<1.0
Water		WC Method	>0.2	NEG	NEG	NEG
Glycol		WC Method		NEG	NEG	NEG
Soot %	%	*ASTM D7844		0	0.1	0.1
Nitration	Abs/cm	*ASTM D7624	>20	7.7	7.3	4.9
Sulfation	Abs/.1mm	*ASTM D7415	>30	19.5	17.7	20.0
Silt	scalar	*Visual	NONE	NONE	NONE	NONE
Debris	scalar	*Visual	NONE	NONE	NONE	NONE
Sand/Dirt	scalar	*Visual	NONE	NONE	NONE	NONE
Appearance	scalar	*Visual	NORML	NORML	NORML	NORML
Odor	scalar	*Visual	NORML	NORML	NORML	NORML
Emulsified Water	scalar	*Visual	>0.2	NEG	NEG	NEG

FLUID CONDITION

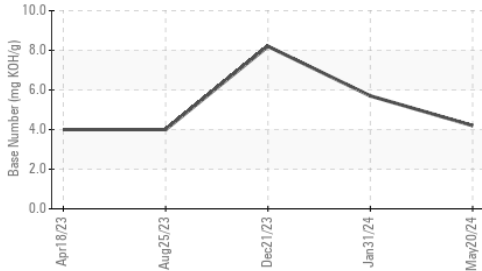
The BN result indicates that there is suitable alkalinity remaining in the oil. The condition of the oil is suitable for further service.

Sodium	ppm	ASTM D5185m	>400	4	1	<1
Boron	ppm	ASTM D5185m		57	150	288
Barium	ppm	ASTM D5185m		0	0	0
Molybdenum	ppm	ASTM D5185m		71	76	58
Manganese	ppm	ASTM D5185m		<1	<1	0
Magnesium	ppm	ASTM D5185m		556	598	422
Calcium	ppm	ASTM D5185m		998	1092	1337
Phosphorus	ppm	ASTM D5185m		724	781	862
Zinc	ppm	ASTM D5185m		849	890	1140
Sulfur	ppm	ASTM D5185m		3342	3668	2921
Oxidation	Abs/.1mm	*ASTM D7414	>25	11.4	11.8	14.4
Base Number (BN)	mg KOH/g	ASTM D2896		4.2	5.7	8.2
Visc @ 100°C	cSt	ASTM D445		9.2	9.3	13.9

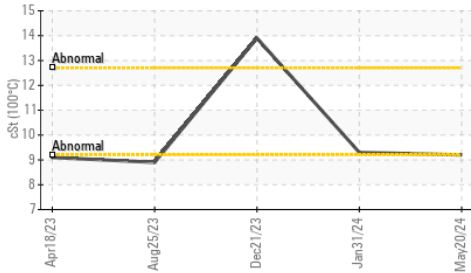
FT-IR (Direct Trend)



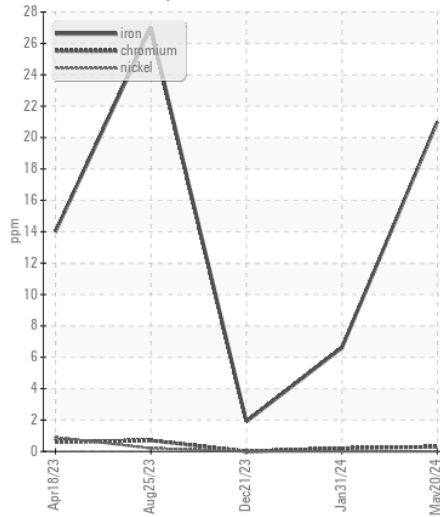
Base Number



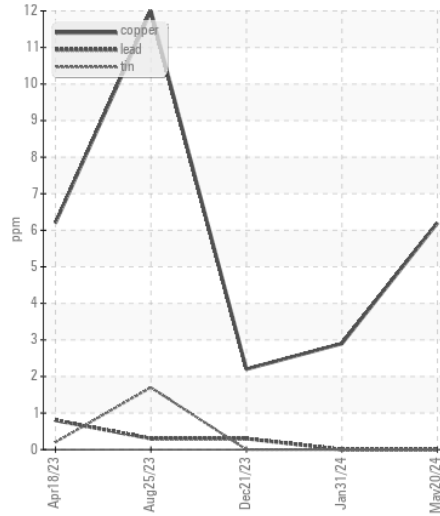
Viscosity @ 100°C



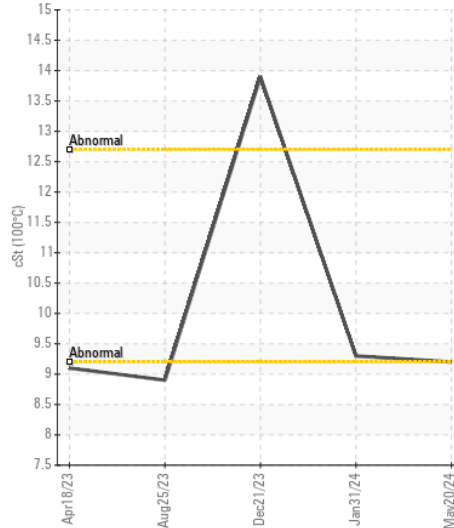
Ferrous Alloys



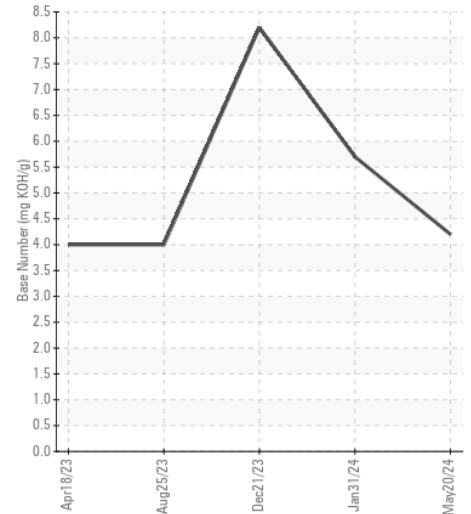
Non-ferrous Metals



Viscosity @ 100°C



Base Number



Certificate L2367

Laboratory : WearCheck USA - 501 Madison Ave., Cary, NC 27513
Sample No. : RPL0020429
Lab Number : 06225894
Unique Number : 11109387
Test Package : FLEET

Received : 02 Jul 2024
Tested : 03 Jul 2024
Diagnosed : 03 Jul 2024 - Wes Davis

RTL PACLEASE - 7006 - Pico Rivera
 7837 Telegraph Rd
 Pico Rivera, CA
 US 90660
 Contact: GERARDO CARROLA
 carrolag@rushenterprises.com

To discuss this sample report, contact Customer Service at 1-800-237-1369.

* - Denotes test methods that are outside of the ISO 17025 scope of accreditation.

Statements of conformity to specifications are based on the simple acceptance decision rule (JCGM 106:2012)

T:
F: