



PacLease

OIL ANALYSIS REPORT

WEAR	NORMAL
CONTAMINATION	NORMAL
FLUID CONDITION	NORMAL

Machine Id
8574810
 Component
Diesel Engine
 Fluid
CHEVRON DELO 400 SAE 10W30 (--- GAL)

RECOMMENDATION

Resample at the next service interval to monitor.

Test	UOM	Method	Limit/Abn	Current	History1	History2
Sample Number		Client Info		RPL0020137	RPL0014261	RPL0014643
Sample Date		Client Info		17 Jun 2024	13 Mar 2024	13 Nov 2023
Machine Age	mls	Client Info		114984	3948	3359
Oil Age	mls	Client Info		114984	0	0
Filter Age	mls	Client Info		114984	0	0
Oil Changed		Client Info		Not Chngd	Changed	N/A
Filter Changed		Client Info		Changed	Changed	N/A
Sample Status				NORMAL	NORMAL	NORMAL

WEAR

All component wear rates are normal.

Iron	ppm	ASTM D5185m	>100	18	47	38
Chromium	ppm	ASTM D5185m	>20	1	2	<1
Nickel	ppm	ASTM D5185m	>4	0	<1	0
Titanium	ppm	ASTM D5185m		0	<1	0
Silver	ppm	ASTM D5185m	>3	0	<1	0
Aluminum	ppm	ASTM D5185m	>20	7	10	6
Lead	ppm	ASTM D5185m	>40	1	3	0
Copper	ppm	ASTM D5185m	>330	<1	2	<1
Tin	ppm	ASTM D5185m	>15	<1	2	0
Vanadium	ppm	ASTM D5185m		0	<1	0
White Metal	scalar	*Visual	NONE	NONE	NONE	NONE
Yellow Metal	scalar	*Visual	NONE	NONE	NONE	NONE

CONTAMINATION

There is no indication of any contamination in the oil.

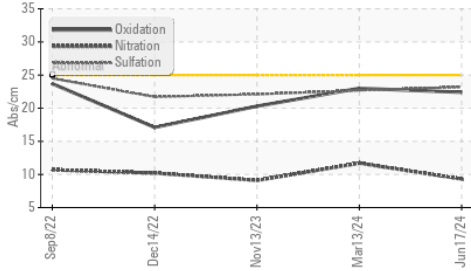
Silicon	ppm	ASTM D5185m	>25	7	11	7
Potassium	ppm	ASTM D5185m	>20	19	29	22
Fuel		WC Method	>5	<1.0	<1.0	<1.0
Water		WC Method	>0.2	NEG	NEG	NEG
Glycol		WC Method		NEG	NEG	NEG
Soot %	%	*ASTM D7844	>3	0.3	0.3	0.2
Nitration	Abs/cm	*ASTM D7624	>20	9.3	11.7	9.1
Sulfation	Abs/.1mm	*ASTM D7415	>30	23.2	22.7	22.1
Silt	scalar	*Visual	NONE	NONE	NONE	NONE
Debris	scalar	*Visual	NONE	NONE	NONE	NONE
Sand/Dirt	scalar	*Visual	NONE	NONE	NONE	NONE
Appearance	scalar	*Visual	NORML	NORML	NORML	NORML
Odor	scalar	*Visual	NORML	NORML	NORML	NORML
Emulsified Water	scalar	*Visual	>0.2	NEG	NEG	NEG

FLUID CONDITION

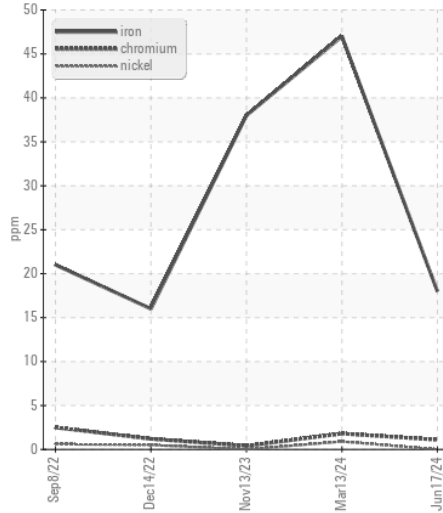
The BN result indicates that there is suitable alkalinity remaining in the oil. The condition of the oil is suitable for further service.

Sodium	ppm	ASTM D5185m		2	2	1
Boron	ppm	ASTM D5185m		25	24	37
Barium	ppm	ASTM D5185m		0	2	0
Molybdenum	ppm	ASTM D5185m		42	44	38
Manganese	ppm	ASTM D5185m		<1	1	0
Magnesium	ppm	ASTM D5185m		540	584	540
Calcium	ppm	ASTM D5185m		1774	1601	1613
Phosphorus	ppm	ASTM D5185m	1260	801	840	782
Zinc	ppm	ASTM D5185m	1400	995	952	902
Sulfur	ppm	ASTM D5185m		2961	2831	2769
Oxidation	Abs/.1mm	*ASTM D7414	>25	22.4	23.0	20.3
Base Number (BN)	mg KOH/g	ASTM D2896	10.1	8.8	6.8	8.9
Visc @ 100°C	cSt	ASTM D445	11.1	11.1	11.4	11.2

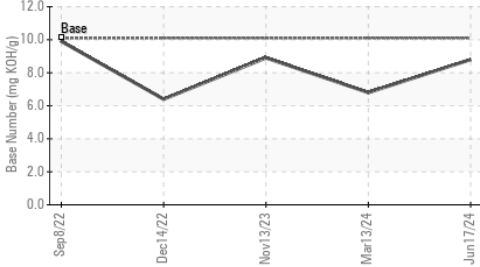
FT-IR (Direct Trend)



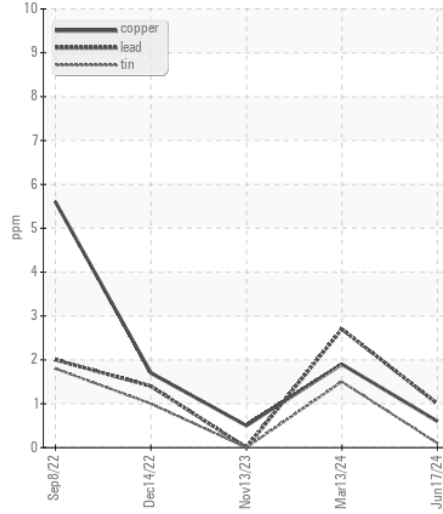
Ferrous Alloys



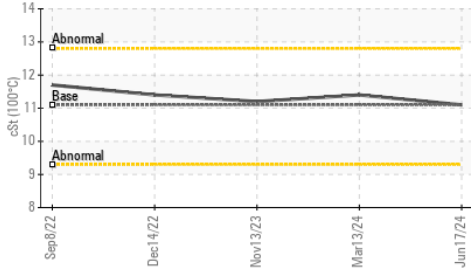
Base Number



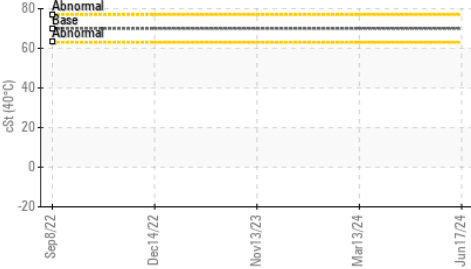
Non-ferrous Metals



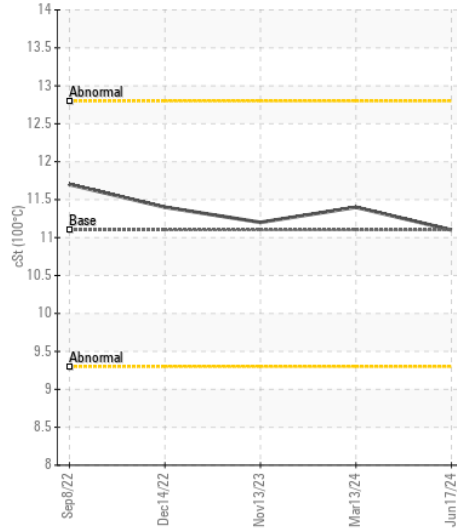
Viscosity @ 100°C



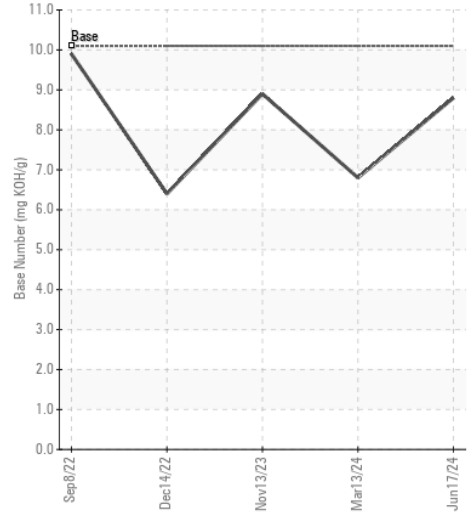
Viscosity @ 40°C



Viscosity @ 100°C



Base Number



Certificate L2367

Laboratory : WearCheck USA - 501 Madison Ave., Cary, NC 27513
Sample No. : RPL0020137
Lab Number : 06225908
Unique Number : 11109401
Test Package : FLEET (Additional Tests: KV40)

RTL PACLEASE - 7053 -NW Houston
 5808 W Sam Houston Pkwy N
 Houston, TX
 US 77041
 Contact: GREG JUDGE
 judgeg@rushenterprises.com

To discuss this sample report, contact Customer Service at 1-800-237-1369.

* - Denotes test methods that are outside of the ISO 17025 scope of accreditation.

Statements of conformity to specifications are based on the simple acceptance decision rule (JCGM 106:2012)

T:
F: