



OIL ANALYSIS REPORT

WEAR	NORMAL
CONTAMINATION	NORMAL
FLUID CONDITION	NORMAL

Machine Id
149943
 Component
Diesel Engine
 Fluid
MOBIL DELVAC 1300 SUPER 15W40 (--- QTS)

RECOMMENDATION

Resample at the next service interval to monitor.

Test	UOM	Method	Limit/Abn	Current	History1	History2
Sample Number		Client Info		RPL0019516	RPL0017326	RPL0015181
Sample Date		Client Info		24 Jun 2024	24 May 2024	21 Oct 2023
Machine Age	mls	Client Info		368986	368985	345162
Oil Age	mls	Client Info		0	25000	40000
Filter Age	mls	Client Info		0	25000	40000
Oil Changed		Client Info		Changed	Changed	Changed
Filter Changed		Client Info		Changed	Changed	Changed
Sample Status				NORMAL	NORMAL	NORMAL

WEAR

All component wear rates are normal.

Iron	ppm	ASTM D5185m	>100	8	53	47
Chromium	ppm	ASTM D5185m	>20	<1	4	7
Nickel	ppm	ASTM D5185m	>4	0	<1	0
Titanium	ppm	ASTM D5185m		0	<1	0
Silver	ppm	ASTM D5185m	>3	0	0	0
Aluminum	ppm	ASTM D5185m	>20	3	12	10
Lead	ppm	ASTM D5185m	>40	0	4	5
Copper	ppm	ASTM D5185m	>330	<1	2	1
Tin	ppm	ASTM D5185m	>15	0	<1	1
Vanadium	ppm	ASTM D5185m		0	0	<1
White Metal	scalar	*Visual	NONE	NONE	NONE	NONE
Yellow Metal	scalar	*Visual	NONE	NONE	NONE	NONE

CONTAMINATION

There is no indication of any contamination in the oil.

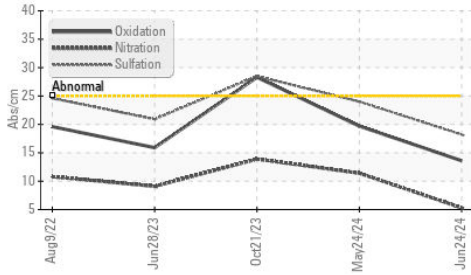
Silicon	ppm	ASTM D5185m	>25	7	7	8
Potassium	ppm	ASTM D5185m	>20	3	6	3
Fuel		WC Method	>5	<1.0	<1.0	<1.0
Water		WC Method	>0.2	NEG	NEG	NEG
Glycol		WC Method		NEG	NEG	NEG
Soot %	%	*ASTM D7844	>3	0.2	1.3	2.2
Nitration	Abs/cm	*ASTM D7624	>20	5.3	11.4	13.9
Sulfation	Abs/.1mm	*ASTM D7415	>30	18.2	24.0	28.5
Silt	scalar	*Visual	NONE	NONE	NONE	NONE
Debris	scalar	*Visual	NONE	NONE	NONE	NONE
Sand/Dirt	scalar	*Visual	NONE	NONE	NONE	NONE
Appearance	scalar	*Visual	NORML	NORML	NORML	NORML
Odor	scalar	*Visual	NORML	NORML	NORML	NORML
Emulsified Water	scalar	*Visual	>0.2	NEG	NEG	NEG

FLUID CONDITION

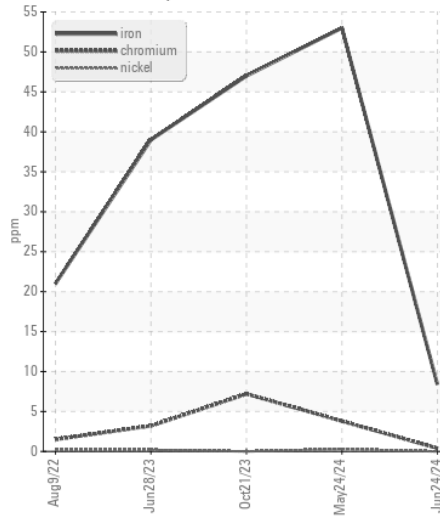
The BN result indicates that there is suitable alkalinity remaining in the oil. The condition of the oil is suitable for further service.

Sodium	ppm	ASTM D5185m		2	3	3
Boron	ppm	ASTM D5185m	0	9	6	23
Barium	ppm	ASTM D5185m	0	0	0	0
Molybdenum	ppm	ASTM D5185m	0	55	64	49
Manganese	ppm	ASTM D5185m		0	<1	<1
Magnesium	ppm	ASTM D5185m	0	854	955	625
Calcium	ppm	ASTM D5185m		1006	1227	1618
Phosphorus	ppm	ASTM D5185m		919	1062	809
Zinc	ppm	ASTM D5185m		1115	1276	1012
Sulfur	ppm	ASTM D5185m		2679	3025	2308
Oxidation	Abs/.1mm	*ASTM D7414	>25	13.6	19.7	28.3
Base Number (BN)	mg KOH/g	ASTM D2896	9.4	9.8	8.9	7.1
Visc @ 100°C	cSt	ASTM D445	14	13.6	14.1	15.1

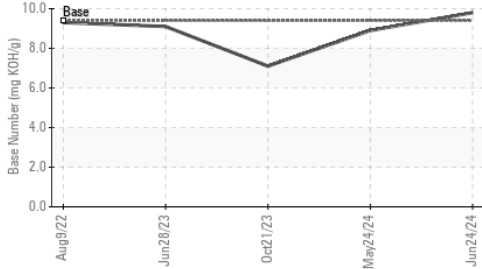
FT-IR (Direct Trend)



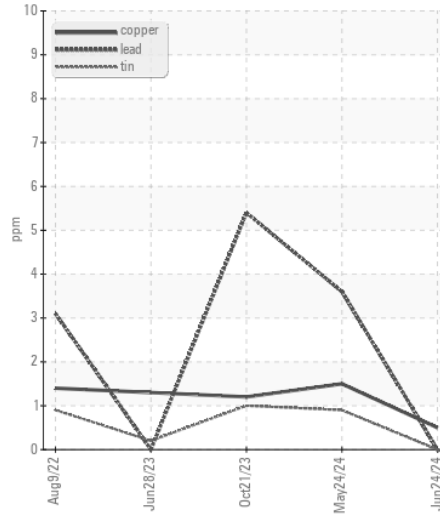
Ferrous Alloys



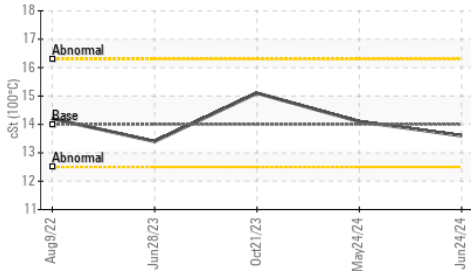
Base Number



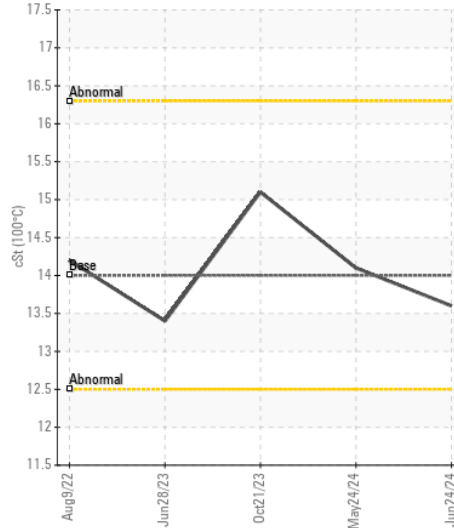
Non-ferrous Metals



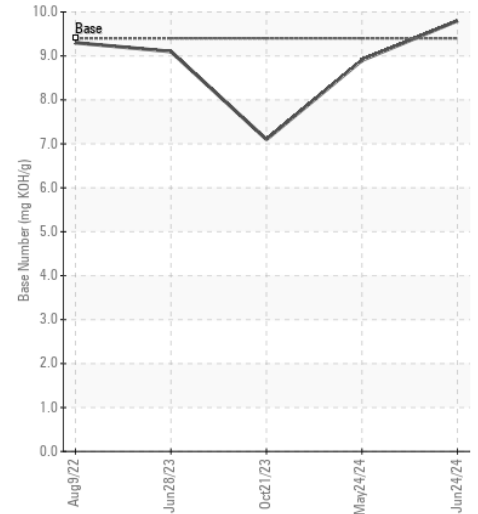
Viscosity @ 100°C



Viscosity @ 100°C



Base Number



Certificate L2367

Laboratory : WearCheck USA - 501 Madison Ave., Cary, NC 27513

Sample No. : RPL0019516

Lab Number : 06227010

Unique Number : 11110503

Test Package : FLEET

Received : 03 Jul 2024

Tested : 03 Jul 2024

Diagnosed : 05 Jul 2024 - Don Baldrige

RTL PACLEASE - 7013 - Albuquerque

901 64th St. N.W.

Albuquerque, NM

US 87121

Contact: Aaron Arrey

ArreyA@RushEnterprises.Com

T: (505)767-7404

F:

To discuss this sample report, contact Customer Service at 1-800-237-1369.

* - Denotes test methods that are outside of the ISO 17025 scope of accreditation.

Statements of conformity to specifications are based on the simple acceptance decision rule (JCGM 106:2012)