



# OIL ANALYSIS REPORT

WEAR	<b>NORMAL</b>
CONTAMINATION	<b>NORMAL</b>
FLUID CONDITION	<b>NORMAL</b>

Machine Id  
**MANITOWOC MLC 300 015-0067**  
 Component  
**Right Swing Drive**  
 Fluid  
**SCHAEFFER SCHAEFFER 293 MOLY 75W90 (--- GAL)**

## RECOMMENDATION

Resample at the next service interval to monitor. ( Customer Sample Comment: Right swing sample )

Test	UOM	Method	Limit/Abn	Current	History1	History2
Sample Number		Client Info		<b>WC0868411</b>	WC0750732	WC0548447
Sample Date		Client Info		<b>28 Jun 2024</b>	25 Jan 2023	21 Apr 2022
Machine Age	hrs	Client Info		<b>8460</b>	7489	6525
Oil Age	hrs	Client Info		<b>2227</b>	0	0
Filter Age	hrs	Client Info		<b>0</b>	0	0
Oil Changed		Client Info		<b>Not Changd</b>	Not Changd	Not Changd
Filter Changed		Client Info		<b>N/A</b>	Not Changd	Not Changd
Sample Status				<b>NORMAL</b>	NORMAL	NORMAL

## WEAR

All component wear rates are normal.

Iron	ppm	ASTM D5185m	>400	<b>2</b>	4	26
Chromium	ppm	ASTM D5185m	>10	<b>0</b>	<1	<1
Nickel	ppm	ASTM D5185m	>10	<b>0</b>	0	<1
Titanium	ppm	ASTM D5185m		<b>0</b>	0	0
Silver	ppm	ASTM D5185m		<b>0</b>	0	0
Aluminum	ppm	ASTM D5185m	>25	<b>2</b>	0	<1
Lead	ppm	ASTM D5185m	>50	<b>0</b>	0	0
Copper	ppm	ASTM D5185m	>200	<b>3</b>	4	5
Tin	ppm	ASTM D5185m	>10	<b>0</b>	0	0
Vanadium	ppm	ASTM D5185m		<b>0</b>	0	0
White Metal	scalar	*Visual	NONE	<b>NONE</b>	NONE	NONE
Yellow Metal	scalar	*Visual	NONE	<b>NONE</b>	NONE	NONE

## CONTAMINATION

There is no indication of any contamination in the fluid.

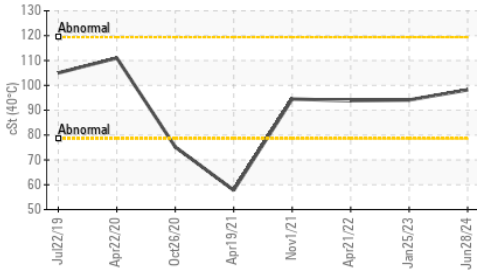
Silicon	ppm	ASTM D5185m	>50	<b>3</b>	4	5
Potassium	ppm	ASTM D5185m	>20	<b>&lt;1</b>	<1	0
Water		WC Method	>0.2	<b>NEG</b>	NEG	NEG
Silt	scalar	*Visual	NONE	<b>NONE</b>	NONE	NONE
Debris	scalar	*Visual	NONE	<b>LIGHT</b>	NONE	LIGHT
Sand/Dirt	scalar	*Visual	NONE	<b>NONE</b>	NONE	NONE
Appearance	scalar	*Visual	NORML	<b>NORML</b>	NORML	NORML
Odor	scalar	*Visual	NORML	<b>NORML</b>	NORML	NORML
Emulsified Water	scalar	*Visual	>0.2	<b>NEG</b>	NEG	NEG

## FLUID CONDITION

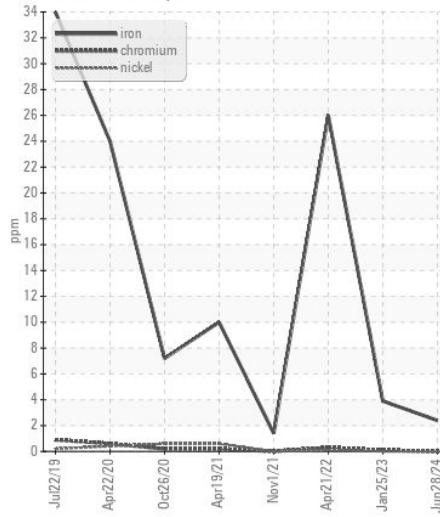
The condition of the fluid is acceptable for the time in service.

Sodium	ppm	ASTM D5185m		<b>&lt;1</b>	2	<1
Boron	ppm	ASTM D5185m		<b>57</b>	59	81
Barium	ppm	ASTM D5185m		<b>1</b>	3	0
Molybdenum	ppm	ASTM D5185m		<b>417</b>	424	362
Manganese	ppm	ASTM D5185m		<b>0</b>	0	<1
Magnesium	ppm	ASTM D5185m		<b>2</b>	2	0
Calcium	ppm	ASTM D5185m		<b>25</b>	33	32
Phosphorus	ppm	ASTM D5185m		<b>1295</b>	1231	1139
Zinc	ppm	ASTM D5185m		<b>24</b>	60	48
Sulfur	ppm	ASTM D5185m		<b>25895</b>	20323	16640
Visc @ 40°C	cSt	ASTM D445		<b>98.2</b>	94.1	93.8

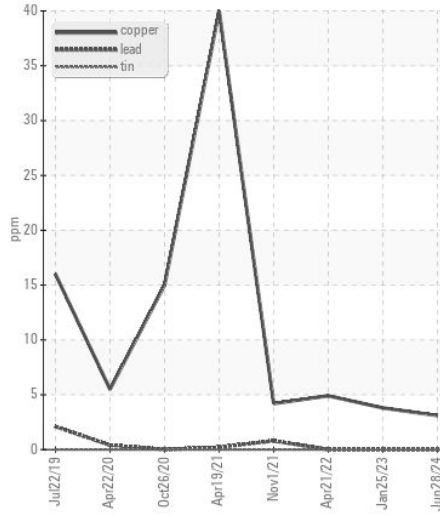
Viscosity @ 40°C



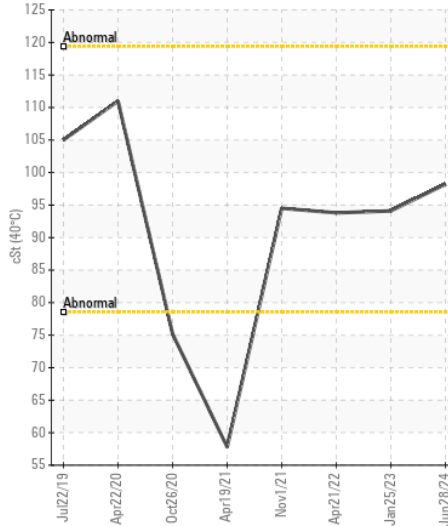
Ferrous Alloys



Non-ferrous Metals



Viscosity @ 40°C



Certificate L2367

**Laboratory** : WearCheck USA - 501 Madison Ave., Cary, NC 27513  
**Sample No.** : WC0868411  
**Lab Number** : 06227907  
**Unique Number** : 11111400  
**Test Package** : CONST  
**Received** : 03 Jul 2024  
**Tested** : 05 Jul 2024  
**Diagnosed** : 07 Jul 2024 - Don Baldrige

**SHIMMICK CONSTRUCTION**  
 5535 TRAILHEAD DRIVE  
 CHATTANOOGA, TN  
 US 37415  
 Contact: DANIEL LISELLA  
 daniel.lisella@shimmick.com

To discuss this sample report, contact Customer Service at 1-800-237-1369.

\* - Denotes test methods that are outside of the ISO 17025 scope of accreditation.

Statements of conformity to specifications are based on the simple acceptance decision rule (JCGM 106:2012)

T:  
F: