



# VOLVO

## OIL ANALYSIS REPORT

WEAR	<b>NORMAL</b>
CONTAMINATION	<b>NORMAL</b>
FLUID CONDITION	<b>NORMAL</b>



Machine Id  
**VOLVO A40G 342608**  
Component  
**Transmission (Auto)**  
Fluid  
**MOBIL ATF (--- GAL)**

### RECOMMENDATION

Resample at the next service interval to monitor.

Test	UOM	Method	Limit/Abn	Current	History1	History2
Sample Number		Client Info		<b>VCP447722</b>	VCP433286	VCP331574
Sample Date		Client Info		<b>18 Jun 2024</b>	02 Apr 2024	11 Dec 2023
Machine Age	hrs	Client Info		<b>12203</b>	11716	11060
Oil Age	hrs	Client Info		<b>487</b>	656	401
Filter Age	hrs	Client Info		<b>0</b>	0	0
Oil Changed		Client Info		<b>Changed</b>	Changed	Changed
Filter Changed		Client Info		<b>Changed</b>	Changed	Changed
Sample Status				<b>NORMAL</b>	NORMAL	NORMAL

### WEAR

All component wear rates are normal.

Iron	ppm	ASTM D5185m	>160	<b>5</b>	7	3
Chromium	ppm	ASTM D5185m	>5	<b>0</b>	<1	0
Nickel	ppm	ASTM D5185m	>5	<b>0</b>	2	<1
Titanium	ppm	ASTM D5185m		<b>0</b>	<1	0
Silver	ppm	ASTM D5185m	>5	<b>0</b>	<1	0
Aluminum	ppm	ASTM D5185m	>50	<b>2</b>	4	<1
Lead	ppm	ASTM D5185m	>50	<b>0</b>	0	0
Copper	ppm	ASTM D5185m	>225	<b>10</b>	13	7
Tin	ppm	ASTM D5185m	>10	<b>0</b>	2	<1
Vanadium	ppm	ASTM D5185m		<b>0</b>	<1	0
White Metal	scalar	*Visual	NONE	<b>NONE</b>	NONE	NONE
Yellow Metal	scalar	*Visual	NONE	<b>NONE</b>	NONE	NONE

### CONTAMINATION

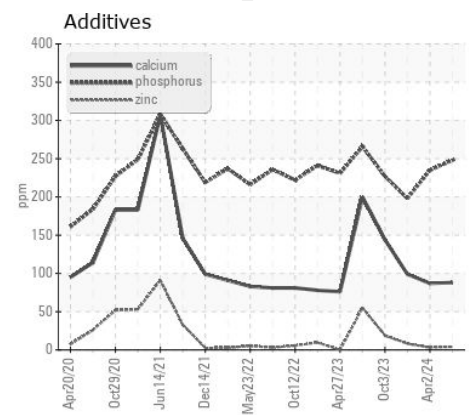
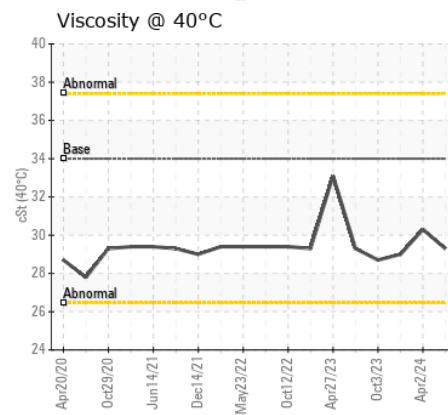
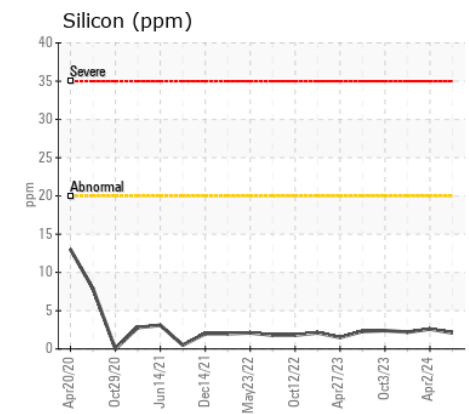
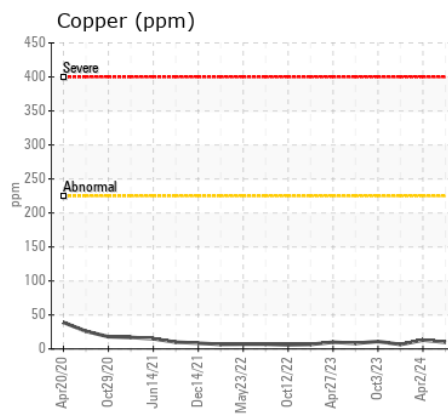
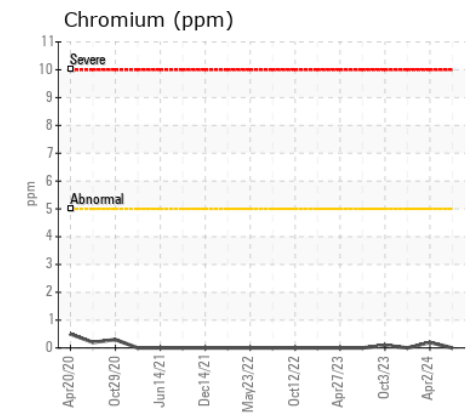
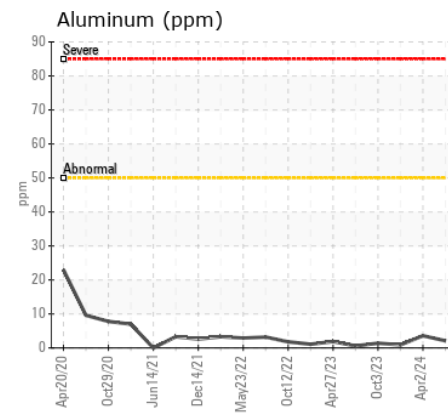
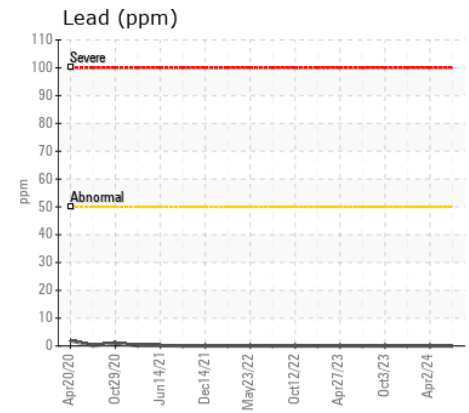
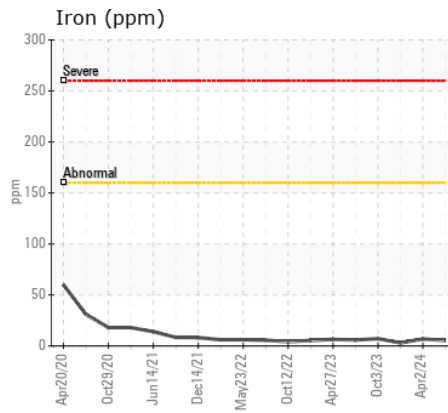
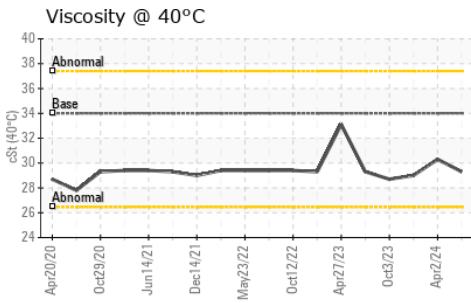
There is no indication of any contamination in the fluid.

Silicon	ppm	ASTM D5185m	>20	<b>2</b>	3	2
Potassium	ppm	ASTM D5185m	>20	<b>1</b>	2	0
Water		WC Method	>0.1	<b>NEG</b>	NEG	NEG
Silt	scalar	*Visual	NONE	<b>NONE</b>	NONE	NONE
Debris	scalar	*Visual	NONE	<b>NONE</b>	NONE	NONE
Sand/Dirt	scalar	*Visual	NONE	<b>NONE</b>	NONE	NONE
Appearance	scalar	*Visual	NORML	<b>NORML</b>	NORML	NORML
Odor	scalar	*Visual	NORML	<b>NORML</b>	NORML	NORML
Emulsified Water	scalar	*Visual	>0.1	<b>NEG</b>	NEG	NEG

### FLUID CONDITION

The condition of the fluid is acceptable for the time in service.

Sodium	ppm	ASTM D5185m		<b>3</b>	2	<1
Boron	ppm	ASTM D5185m		<b>112</b>	111	107
Barium	ppm	ASTM D5185m		<b>&lt;1</b>	0	0
Molybdenum	ppm	ASTM D5185m		<b>0</b>	<1	0
Manganese	ppm	ASTM D5185m		<b>0</b>	0	0
Magnesium	ppm	ASTM D5185m		<b>2</b>	4	3
Calcium	ppm	ASTM D5185m		<b>88</b>	87	99
Phosphorus	ppm	ASTM D5185m		<b>248</b>	235	198
Zinc	ppm	ASTM D5185m		<b>4</b>	3	8
Sulfur	ppm	ASTM D5185m		<b>1104</b>	914	1125
Visc @ 40°C	cSt	ASTM D445	34	<b>29.3</b>	30.3	29.0



Certificate L2367

**Laboratory** : WearCheck USA - 501 Madison Ave., Cary, NC 27513  
**Sample No.** : VCP447722  
**Lab Number** : 06228005  
**Unique Number** : 11111498  
**Test Package** : MOB 1

**Received** : 03 Jul 2024  
**Tested** : 05 Jul 2024  
**Diagnosed** : 07 Jul 2024 - Don Baldridge

**SCHILDBERG CONSTRUCTION COMPANY**

PO BOX 358  
 GREENFIELD, IA  
 US 50849

Contact: SCOTT ARMSTRONG  
 sarmstrong@schildberg.com

T: (641)743-8237  
 F: (641)743-2486

To discuss this sample report, contact Customer Service at 1-800-237-1369.

\* - Denotes test methods that are outside of the ISO 17025 scope of accreditation.

Statements of conformity to specifications are based on the simple acceptance decision rule (JCGM 106:2012)