



WEAR	NORMAL
CONTAMINATION	NORMAL
FLUID CONDITION	NORMAL

Area

(THG7557)

Machine Id

733028

Component

Diesel Engine

Fluid

PETRO CANADA DURON GEO LD 15W40 (--- GAL)

RECOMMENDATION

Resample at the next service interval to monitor.

Test	UOM	Method	Limit/Abn	Current	History1	History2
Sample Number		Client Info		GFL0125207	GFL0117745	GFL0093289
Sample Date		Client Info		28 Jun 2024	24 Apr 2024	23 Oct 2023
Machine Age	mls	Client Info		28914	23084	7328
Oil Age	mls	Client Info		0	0	7328
Filter Age	mls	Client Info		7328	0	7328
Oil Changed		Client Info		Changed	Not Changd	Changed
Filter Changed		Client Info		Changed	Not Changed	Changed
Sample Status				NORMAL	NORMAL	NORMAL

WEAR

Metal levels are typical for a new component breaking in.

Iron	ppm	ASTM D5185m	>90	9	9	41
Chromium	ppm	ASTM D5185m	>20	<1	<1	<1
Nickel	ppm	ASTM D5185m	>2	0	<1	<1
Titanium	ppm	ASTM D5185m	>2	0	<1	<1
Silver	ppm	ASTM D5185m	>2	0	0	0
Aluminum	ppm	ASTM D5185m	>20	2	2	6
Lead	ppm	ASTM D5185m	>40	0	<1	2
Copper	ppm	ASTM D5185m	>330	<1	1	18
Tin	ppm	ASTM D5185m	>15	0	<1	<1
Vanadium	ppm	ASTM D5185m		0	<1	0
White Metal	scalar	*Visual	NONE	NONE	NONE	NONE
Yellow Metal	scalar	*Visual	NONE	NONE	NONE	NONE

CONTAMINATION

There is no indication of any contamination in the oil.

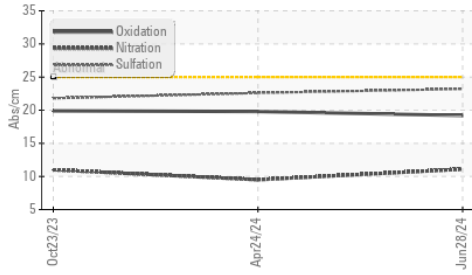
Silicon	ppm	ASTM D5185m	>25	5	6	48
Potassium	ppm	ASTM D5185m	>20	2	4	16
Fuel		WC Method	>3.0	<1.0	<1.0	<1.0
Water		WC Method	>0.2	NEG	NEG	NEG
Glycol		WC Method		NEG	NEG	NEG
Soot %	%	*ASTM D7844	>6	0.1	0.1	0
Nitration	Abs/cm	*ASTM D7624	>20	11.1	9.5	11.0
Sulfation	Abs/.1mm	*ASTM D7415	>30	23.2	22.6	21.8
Silt	scalar	*Visual	NONE	NONE	NONE	NONE
Debris	scalar	*Visual	NONE	NONE	NONE	NONE
Sand/Dirt	scalar	*Visual	NONE	NONE	NONE	NONE
Appearance	scalar	*Visual	NORML	NORML	NORML	NORML
Odor	scalar	*Visual	NORML	NORML	NORML	NORML
Emulsified Water	scalar	*Visual	>0.2	NEG	NEG	NEG

FLUID CONDITION

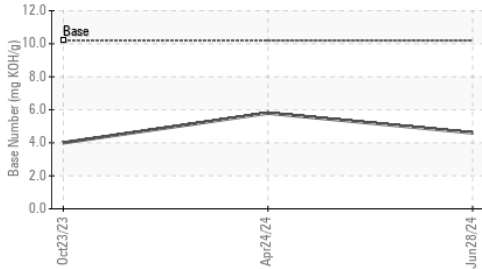
The BN result indicates that there is suitable alkalinity remaining in the oil. The condition of the oil is suitable for further service.

Sodium	ppm	ASTM D5185m		8	6	5
Boron	ppm	ASTM D5185m	50	7	15	7
Barium	ppm	ASTM D5185m	5	0	2	0
Molybdenum	ppm	ASTM D5185m	50	54	52	52
Manganese	ppm	ASTM D5185m	0	<1	1	12
Magnesium	ppm	ASTM D5185m	560	593	553	706
Calcium	ppm	ASTM D5185m	1510	1805	1529	1097
Phosphorus	ppm	ASTM D5185m	780	774	740	610
Zinc	ppm	ASTM D5185m	870	1024	914	901
Sulfur	ppm	ASTM D5185m	2040	2930	2495	2048
Oxidation	Abs/.1mm	*ASTM D7414	>25	19.2	19.8	19.9
Base Number (BN)	mg KOH/g	ASTM D2896	10.2	4.6	5.8	4.0
Visc @ 100°C	cSt	ASTM D445	15.1	14.9	14.5	14.3

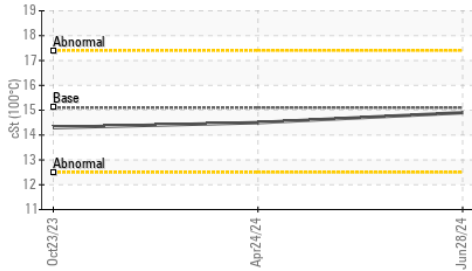
FT-IR (Direct Trend)



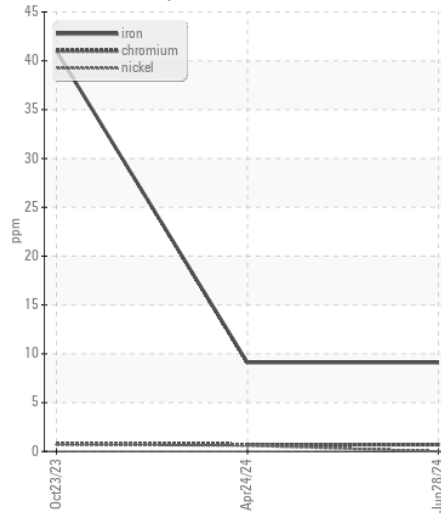
Base Number



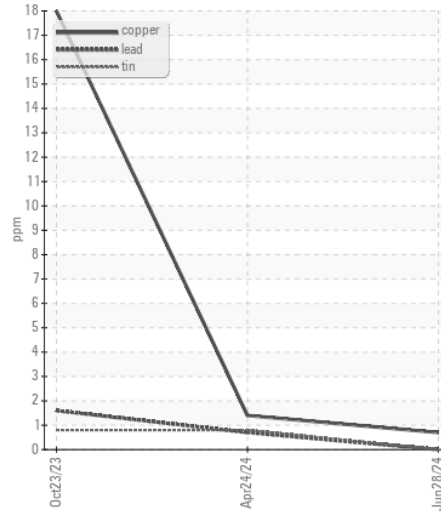
Viscosity @ 100°C



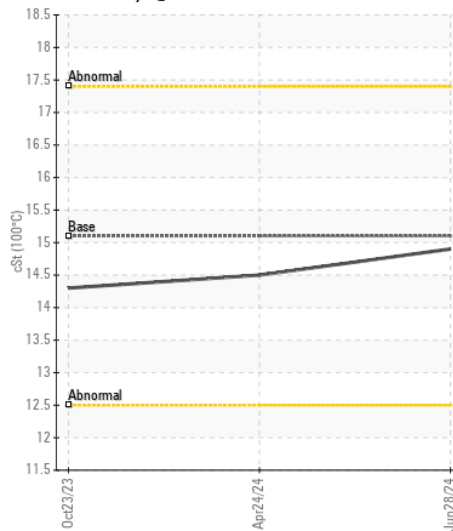
Ferrous Alloys



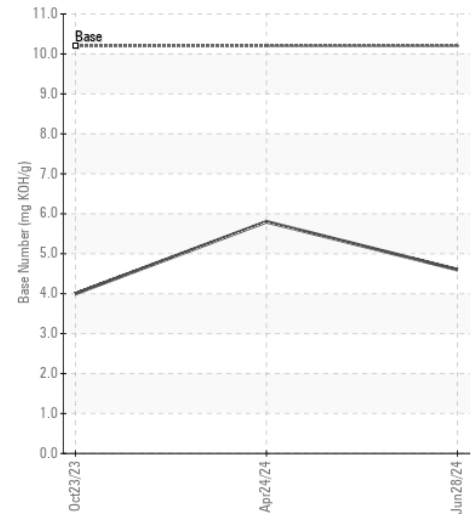
Non-ferrous Metals



Viscosity @ 100°C



Base Number



Certificate L2367

Laboratory : WearCheck USA - 501 Madison Ave., Cary, NC 27513
Sample No. : GFL0125207
Lab Number : 06229555
Unique Number : 11113048
Test Package : FLEET

Received : 05 Jul 2024
Tested : 09 Jul 2024
Diagnosed : 09 Jul 2024 - Wes Davis

GFL Environmental - 865 - East Mount Hauling
 7213 East Mount Houston Road
 Houston, TX
 US 77050
 Contact: TECHNICIAN ACCOUNT
 wcgfldemo@gmail.com

To discuss this sample report, contact Customer Service at 1-800-237-1369.

* - Denotes test methods that are outside of the ISO 17025 scope of accreditation.

Statements of conformity to specifications are based on the simple acceptance decision rule (JCGM 106:2012)

T:
F: