



WEAR	NORMAL
CONTAMINATION	NORMAL
FLUID CONDITION	NORMAL

Machine Id
JOHN DEERE 135
 Component
Diesel Engine
 Fluid
MOBIL 15W40 (--- QTS)

RECOMMENDATION

Resample at the next service interval to monitor.

Test	UOM	Method	Limit/Abn	Current	History1	History2
Sample Number		Client Info		JR0189757	JR0189769	JR0135326
Sample Date		Client Info		21 Jun 2024	01 Feb 2024	18 Oct 2023
Machine Age	hrs	Client Info		2496	2000	1500
Oil Age	hrs	Client Info		500	500	1500
Filter Age	hrs	Client Info		500	500	1500
Oil Changed		Client Info		Changed	Changed	Not Changd
Filter Changed		Client Info		Changed	Changed	Not Changd
Sample Status				NORMAL	NORMAL	NORMAL

WEAR

All component wear rates are normal.

Iron	ppm	ASTM D5185m	>51	19	13	16
Chromium	ppm	ASTM D5185m	>11	1	0	<1
Nickel	ppm	ASTM D5185m	>5	14	6	10
Titanium	ppm	ASTM D5185m		1	0	<1
Silver	ppm	ASTM D5185m	>3	<1	0	0
Aluminum	ppm	ASTM D5185m	>31	4	2	1
Lead	ppm	ASTM D5185m	>26	<1	0	0
Copper	ppm	ASTM D5185m	>26	2	0	2
Tin	ppm	ASTM D5185m	>4	<1	<1	0
Vanadium	ppm	ASTM D5185m		<1	0	0
White Metal	scalar	*Visual	NONE	NONE	NONE	NONE
Yellow Metal	scalar	*Visual	NONE	NONE	NONE	NONE

CONTAMINATION

There is no indication of any contamination in the oil.

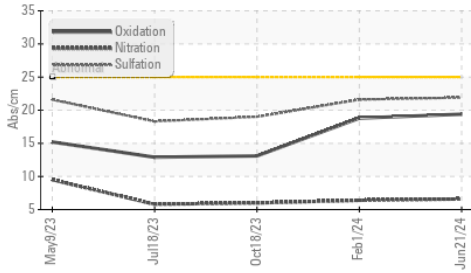
Silicon	ppm	ASTM D5185m	>22	7	4	4
Potassium	ppm	ASTM D5185m	>20	3	<1	2
Fuel		WC Method	>2.1	<1.0	<1.0	<1.0
Water		WC Method	>0.21	NEG	NEG	NEG
Glycol		WC Method		NEG	NEG	NEG
Soot %	%	*ASTM D7844	>3	0.3	0.3	0.4
Nitration	Abs/cm	*ASTM D7624	>20	6.6	6.4	6.0
Sulfation	Abs/.1mm	*ASTM D7415	>30	21.9	21.6	19.0
Silt	scalar	*Visual	NONE	NONE	NONE	NONE
Debris	scalar	*Visual	NONE	NONE	NONE	NONE
Sand/Dirt	scalar	*Visual	NONE	NONE	NONE	NONE
Appearance	scalar	*Visual	NORML	NORML	NORML	NORML
Odor	scalar	*Visual	NORML	NORML	NORML	NORML
Emulsified Water	scalar	*Visual	>0.21	NEG	NEG	NEG

FLUID CONDITION

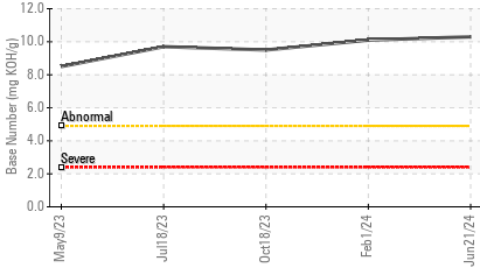
The BN result indicates that there is suitable alkalinity remaining in the oil. The condition of the oil is suitable for further service.

Sodium	ppm	ASTM D5185m	>118	3	2	0
Boron	ppm	ASTM D5185m		38	27	3
Barium	ppm	ASTM D5185m		0	0	0
Molybdenum	ppm	ASTM D5185m		42	38	57
Manganese	ppm	ASTM D5185m		1	<1	<1
Magnesium	ppm	ASTM D5185m		565	521	846
Calcium	ppm	ASTM D5185m		1790	1506	1295
Phosphorus	ppm	ASTM D5185m		1027	874	1021
Zinc	ppm	ASTM D5185m		1249	1084	1251
Sulfur	ppm	ASTM D5185m		3313	2746	3550
Oxidation	Abs/.1mm	*ASTM D7414	>25	19.4	18.8	13.1
Base Number (BN)	mg KOH/g	ASTM D2896		10.3	10.1	9.5
Visc @ 100°C	cSt	ASTM D445		12.9	12.7	13.1

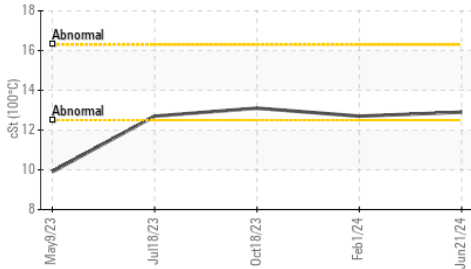
FT-IR (Direct Trend)



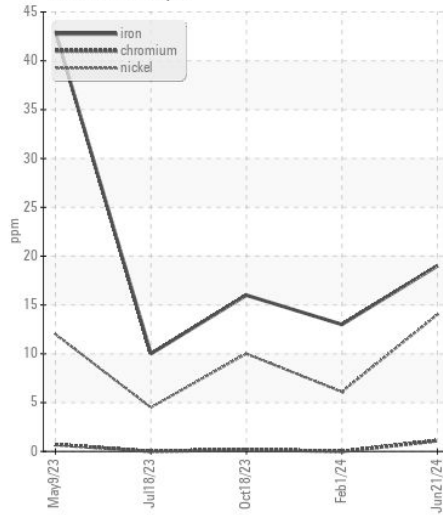
Base Number



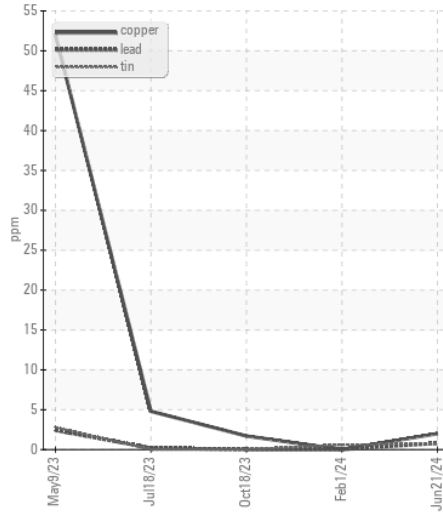
Viscosity @ 100°C



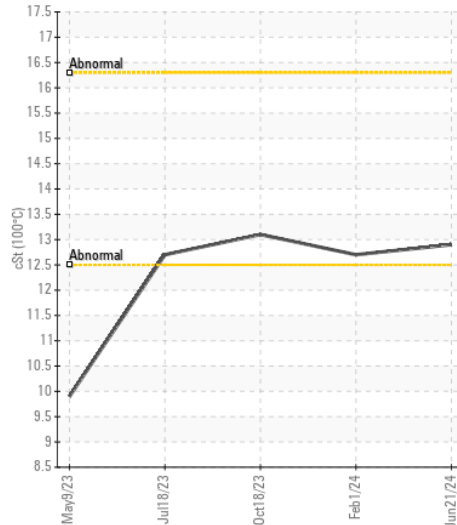
Ferrous Alloys



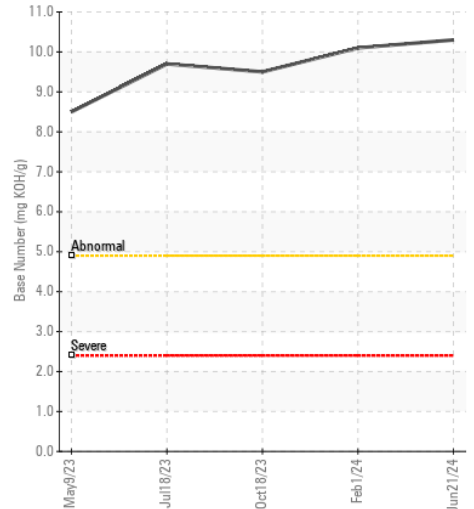
Non-ferrous Metals



Viscosity @ 100°C



Base Number



Certificate L2367

Laboratory : WearCheck USA - 501 Madison Ave., Cary, NC 27513
Sample No. : JR0189757 **Received** : 08 Jul 2024
Lab Number : 06229690 **Tested** : 09 Jul 2024
Unique Number : 11113183 **Diagnosed** : 09 Jul 2024 - Jonathan Hester
Test Package : CONST (Additional Tests: TBN)

To discuss this sample report, contact Customer Service at 1-800-237-1369.

* - Denotes test methods that are outside of the ISO 17025 scope of accreditation.

Statements of conformity to specifications are based on the simple acceptance decision rule (JCGM 106:2012)

THE SCOTTS COMPANY
 3175 BRIGHT LEAF RD
 LAWRENCEVILLE, VA
 US 23868

Contact: DAVID WALTON
 david.walton@scotts.com

T: (434)637-6114

F: (434)848-2250