



OIL ANALYSIS REPORT

WEAR	NORMAL
CONTAMINATION	NORMAL
FLUID CONDITION	NORMAL

Machine Id
C-6
 Component
Diesel Engine
 Fluid
CONOCO PHILLIPS GUARDOL ECT 15W40 (--- GAL)

RECOMMENDATION

Resample at the next service interval to monitor. Please specify the component make and model with your next sample.

Test	UOM	Method	Limit/Abn	Current	History1	History2
Sample Number		Client Info		WC0948387	WC0879522	WC0869356
Sample Date		Client Info		02 Jul 2024	07 Jun 2024	10 May 2024
Machine Age	hrs	Client Info		24444	24237	24098
Oil Age	hrs	Client Info		1342	0	732
Filter Age	hrs	Client Info		1342	0	0
Oil Changed		Client Info		Changed	Not Changd	Changed
Filter Changed		Client Info		Changed	Not Changed	Changed
Sample Status				NORMAL	NORMAL	NORMAL

WEAR

All component wear rates are normal.

Iron	ppm	ASTM D5185m	>100	9	4	5
Chromium	ppm	ASTM D5185m	>20	0	0	<1
Nickel	ppm	ASTM D5185m	>4	0	0	0
Titanium	ppm	ASTM D5185m		84	78	82
Silver	ppm	ASTM D5185m	>3	0	0	<1
Aluminum	ppm	ASTM D5185m	>20	2	2	2
Lead	ppm	ASTM D5185m	>40	<1	<1	1
Copper	ppm	ASTM D5185m	>330	5	2	5
Tin	ppm	ASTM D5185m	>15	1	<1	1
Vanadium	ppm	ASTM D5185m		<1	1	1
White Metal	scalar	*Visual	NONE	NONE	NONE	NONE
Yellow Metal	scalar	*Visual	NONE	NONE	NONE	NONE

CONTAMINATION

There is no indication of any contamination in the oil.

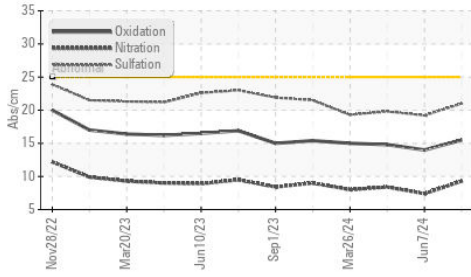
Silicon	ppm	ASTM D5185m	>25	5	5	5
Potassium	ppm	ASTM D5185m	>20	4	3	3
Fuel		WC Method	>5	<1.0	<1.0	<1.0
Water		WC Method	>0.2	NEG	NEG	NEG
Glycol		WC Method		NEG	NEG	NEG
Soot %	%	*ASTM D7844	>3	0.8	0.3	0.3
Nitration	Abs/cm	*ASTM D7624	>20	9.3	7.4	8.4
Sulfation	Abs/.1mm	*ASTM D7415	>30	21.0	19.2	19.8
Silt	scalar	*Visual	NONE	NONE	NONE	NONE
Debris	scalar	*Visual	NONE	NONE	NONE	NONE
Sand/Dirt	scalar	*Visual	NONE	NONE	NONE	NONE
Appearance	scalar	*Visual	NORML	NORML	NORML	NORML
Odor	scalar	*Visual	NORML	NORML	NORML	NORML
Emulsified Water	scalar	*Visual	>0.2	NEG	NEG	NEG

FLUID CONDITION

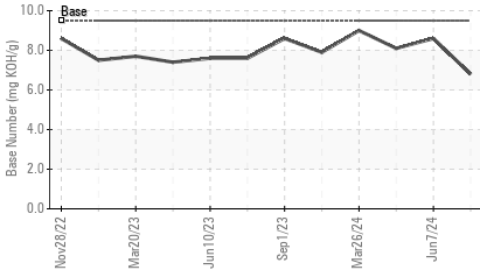
The BN result indicates that there is suitable alkalinity remaining in the oil. The condition of the oil is suitable for further service.

Sodium	ppm	ASTM D5185m		7	3	8
Boron	ppm	ASTM D5185m	85	80	125	93
Barium	ppm	ASTM D5185m		0	<1	3
Molybdenum	ppm	ASTM D5185m		4	4	3
Manganese	ppm	ASTM D5185m		0	<1	<1
Magnesium	ppm	ASTM D5185m	350	416	406	392
Calcium	ppm	ASTM D5185m	1800	1929	2002	1862
Phosphorus	ppm	ASTM D5185m	1000	1076	1068	1044
Zinc	ppm	ASTM D5185m	1100	1285	1261	1176
Sulfur	ppm	ASTM D5185m	3500	4490	4759	4317
Oxidation	Abs/.1mm	*ASTM D7414	>25	15.5	14.0	14.8
Base Number (BN)	mg KOH/g	ASTM D2896	9.5	6.8	8.6	8.1
Visc @ 100°C	cSt	ASTM D445	15.3	14.6	14.3	14.2

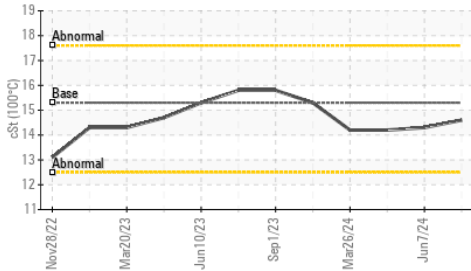
FT-IR (Direct Trend)



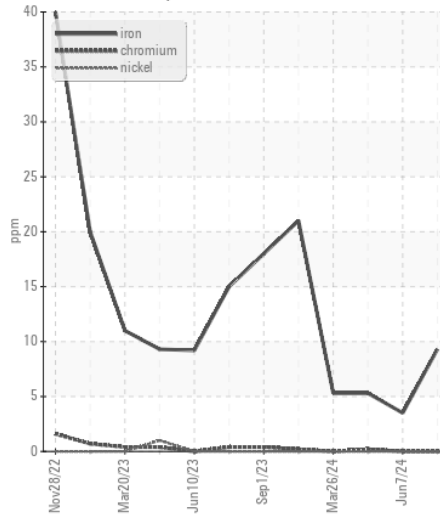
Base Number



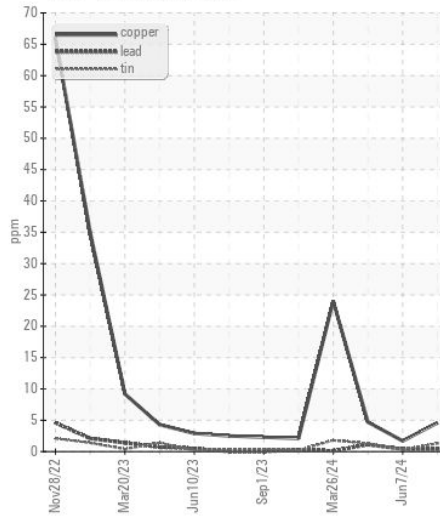
Viscosity @ 100°C



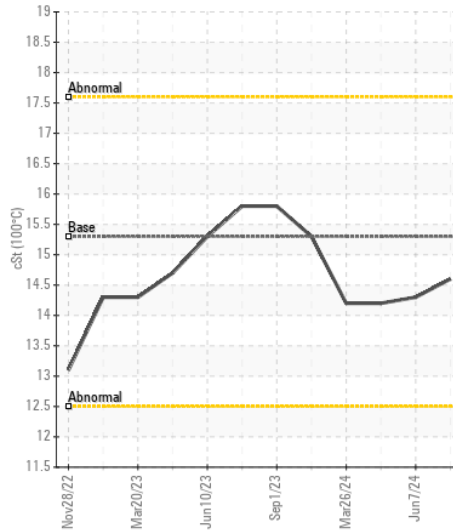
Ferrous Alloys



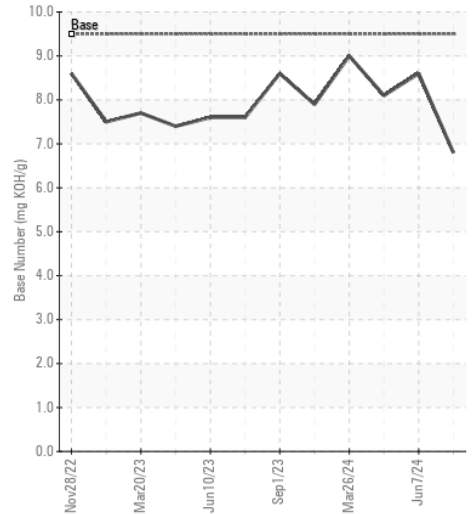
Non-ferrous Metals



Viscosity @ 100°C



Base Number



Certificate L2367

Laboratory : WearCheck USA - 501 Madison Ave., Cary, NC 27513
Sample No. : WC0948387 **Received** : 08 Jul 2024
Lab Number : 06229816 **Tested** : 09 Jul 2024
Unique Number : 11113309 **Diagnosed** : 09 Jul 2024 - Wes Davis
Test Package : CONST (Additional Tests: TBN)

FRANKLIN IRON & METAL CORP
 1939 EAST 1ST ST
 DAYTON, OH
 US 45403
 Contact: BILL PITTL JR
 parts@frankliniron.com
 T: (937)253-8184
 F:

To discuss this sample report, contact Customer Service at 1-800-237-1369.

* - Denotes test methods that are outside of the ISO 17025 scope of accreditation.

Statements of conformity to specifications are based on the simple acceptance decision rule (JCGM 106:2012)