



WEAR	NORMAL
CONTAMINATION	NORMAL
FLUID CONDITION	NORMAL

Machine Id
429052-402457
 Component
Diesel Engine
 Fluid
PETRO CANADA DURON SHP 15W40 (--- LTR)

RECOMMENDATION

Resample at the next service interval to monitor.

Test	UOM	Method	Limit/Abn	Current	History1	History2
Sample Number		Client Info		GFL0121380	GFL0121416	GFL0121374
Sample Date		Client Info		02 Jul 2024	01 Jul 2024	05 Jun 2024
Machine Age	hrs	Client Info		13006	12992	12782
Oil Age	hrs	Client Info		224	210	540
Filter Age	hrs	Client Info		0	0	0
Oil Changed		Client Info		Changed	Not Changed	Changed
Filter Changed		Client Info		N/A	N/A	N/A
Sample Status				NORMAL	NORMAL	NORMAL

WEAR

All component wear rates are normal.

Iron	ppm	ASTM D5185m	>110	25	5	4
Chromium	ppm	ASTM D5185m	>4	1	0	<1
Nickel	ppm	ASTM D5185m	>2	0	0	0
Titanium	ppm	ASTM D5185m		0	0	<1
Silver	ppm	ASTM D5185m	>2	0	0	0
Aluminum	ppm	ASTM D5185m	>25	5	3	3
Lead	ppm	ASTM D5185m	>45	0	0	0
Copper	ppm	ASTM D5185m	>85	2	1	<1
Tin	ppm	ASTM D5185m	>4	<1	0	<1
Vanadium	ppm	ASTM D5185m		0	0	0
White Metal	scalar	*Visual	NONE	NONE	NONE	NONE
Yellow Metal	scalar	*Visual	NONE	NONE	NONE	NONE

CONTAMINATION

There is no indication of any contamination in the oil.

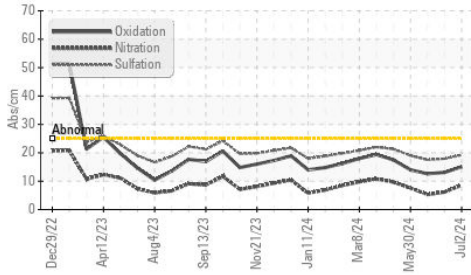
Silicon	ppm	ASTM D5185m	>30	8	3	5
Potassium	ppm	ASTM D5185m	>20	6	4	4
Fuel		WC Method	>5	<1.0	<1.0	<1.0
Water		WC Method	>0.2	NEG	NEG	NEG
Glycol		WC Method		NEG	NEG	NEG
Soot %	%	*ASTM D7844	>3	0.3	0.3	0.2
Nitration	Abs/cm	*ASTM D7624	>20	8.6	6.2	5.3
Sulfation	Abs/.1mm	*ASTM D7415	>30	19.2	17.9	17.5
Silt	scalar	*Visual	NONE	NONE	NONE	NONE
Debris	scalar	*Visual	NONE	NONE	NONE	NONE
Sand/Dirt	scalar	*Visual	NONE	NONE	NONE	NONE
Appearance	scalar	*Visual	NORML	NORML	NORML	NORML
Odor	scalar	*Visual	NORML	NORML	NORML	NORML
Emulsified Water	scalar	*Visual	>0.2	NEG	NEG	NEG

FLUID CONDITION

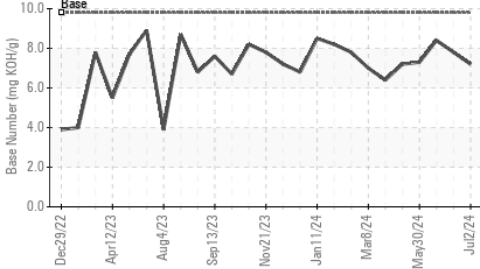
The BN result indicates that there is suitable alkalinity remaining in the oil. The condition of the oil is suitable for further service.

Sodium	ppm	ASTM D5185m		69	1	1
Boron	ppm	ASTM D5185m	0	11	16	19
Barium	ppm	ASTM D5185m	0	0	0	0
Molybdenum	ppm	ASTM D5185m	60	76	68	78
Manganese	ppm	ASTM D5185m	0	0	0	0
Magnesium	ppm	ASTM D5185m	1010	874	816	951
Calcium	ppm	ASTM D5185m	1070	1138	1154	1222
Phosphorus	ppm	ASTM D5185m	1150	1011	1040	976
Zinc	ppm	ASTM D5185m	1270	1266	1231	1259
Sulfur	ppm	ASTM D5185m	2060	3256	3493	3225
Oxidation	Abs/.1mm	*ASTM D7414	>25	15.1	13.1	12.6
Base Number (BN)	mg KOH/g	ASTM D2896	9.8	7.2	7.8	8.4
Visc @ 100°C	cSt	ASTM D445	15.4	13.4	13.1	13.3

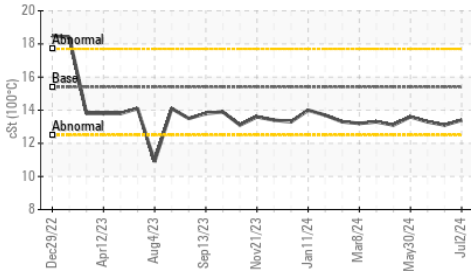
FT-IR (Direct Trend)



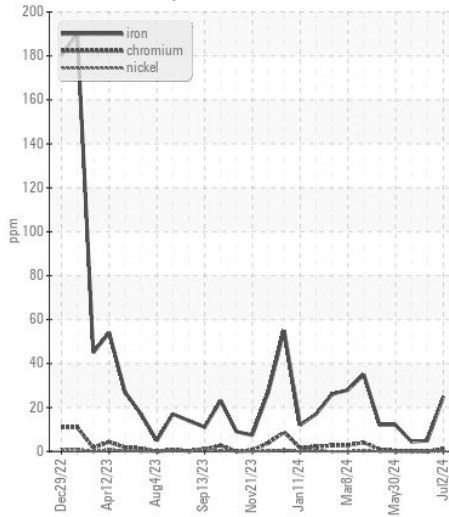
Base Number



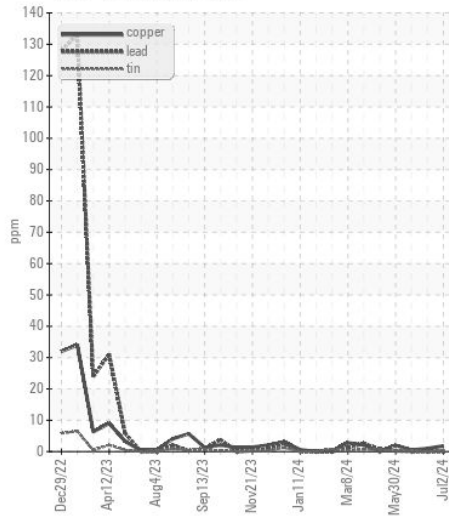
Viscosity @ 100°C



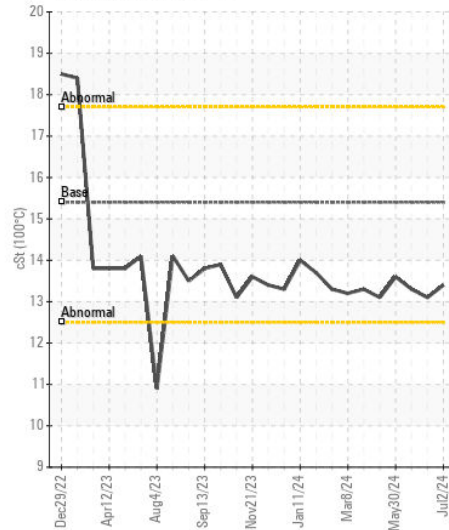
Ferrous Alloys



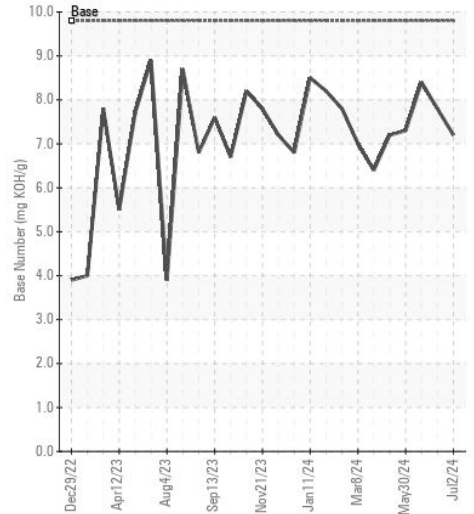
Non-ferrous Metals



Viscosity @ 100°C



Base Number



Certificate L2367

Laboratory : WearCheck USA - 501 Madison Ave., Cary, NC 27513
Sample No. : GFL0121380
Lab Number : 06229850
Unique Number : 11113343
Test Package : FLEET

Received : 08 Jul 2024
Tested : 09 Jul 2024
Diagnosed : 09 Jul 2024 - Wes Davis

GFL environmental - 867 - Trafford (Blount Hauling)
 1130 County Line Rd
 Trafford, AL
 US 35172

Contact: Jonathan Williams
 jonathan.williams@gflenv.com

To discuss this sample report, contact Customer Service at 1-800-237-1369.

* - Denotes test methods that are outside of the ISO 17025 scope of accreditation.

Statements of conformity to specifications are based on the simple acceptance decision rule (JCGM 106:2012)

T:
F: