



WEAR	NORMAL
CONTAMINATION	NORMAL
FLUID CONDITION	NORMAL

Area

(P618187)

Machine Id

2684C

Component

Natural Gas Engine

Fluid

PETRO CANADA DURON GEO LD 15W40 (40 QTS)

RECOMMENDATION

Resample at the next service interval to monitor.

Test	UOM	Method	Limit/Abn	Current	History1	History2
Sample Number		Client Info		GFL0125694	GFL0101770	GFL0101794
Sample Date		Client Info		03 Jul 2024	30 Apr 2024	31 Jan 2024
Machine Age	hrs	Client Info		15600	14952	14325
Oil Age	hrs	Client Info		648	602	600
Filter Age	hrs	Client Info		648	602	600
Oil Changed		Client Info		Changed	Changed	Changed
Filter Changed		Client Info		Changed	Changed	Changed
Sample Status				NORMAL	NORMAL	NORMAL

WEAR

All component wear rates are normal.

Iron	ppm	ASTM D5185m	>50	28	23	15
Chromium	ppm	ASTM D5185m	>4	2	3	1
Nickel	ppm	ASTM D5185m	>2	<1	<1	<1
Titanium	ppm	ASTM D5185m		<1	<1	<1
Silver	ppm	ASTM D5185m	>3	<1	0	0
Aluminum	ppm	ASTM D5185m	>9	3	2	7
Lead	ppm	ASTM D5185m	>30	27	14	9
Copper	ppm	ASTM D5185m	>35	3	2	2
Tin	ppm	ASTM D5185m	>4	<1	<1	<1
Vanadium	ppm	ASTM D5185m		<1	<1	0
White Metal	scalar	*Visual	NONE	NONE	NONE	NONE
Yellow Metal	scalar	*Visual	NONE	NONE	NONE	NONE

CONTAMINATION

There is no indication of any contamination in the oil.

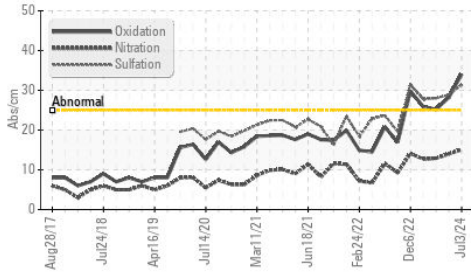
Silicon	ppm	ASTM D5185m	>+100	10	8	16
Potassium	ppm	ASTM D5185m	>20	14	20	25
Water		WC Method	>0.1	NEG	NEG	NEG
Soot %	%	*ASTM D7844		0.1	0	0
Nitration	Abs/cm	*ASTM D7624	>20	15.1	14.0	12.9
Sulfation	Abs/.1mm	*ASTM D7415	>30	31.3	28.9	28.0
Silt	scalar	*Visual	NONE	NONE	NONE	NONE
Debris	scalar	*Visual	NONE	NONE	NONE	LIGHT
Sand/Dirt	scalar	*Visual	NONE	NONE	NONE	NONE
Appearance	scalar	*Visual	NORML	NORML	NORML	NORML
Odor	scalar	*Visual	NORML	NORML	NORML	NORML
Emulsified Water	scalar	*Visual	>0.1	NEG	NEG	NEG

FLUID CONDITION

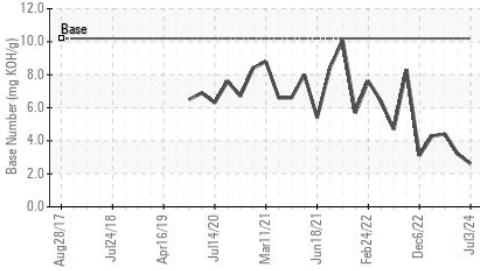
The BN result indicates that there is suitable alkalinity remaining in the oil. The condition of the oil is suitable for further service.

Sodium	ppm	ASTM D5185m		12	14	8
Boron	ppm	ASTM D5185m	50	20	21	15
Barium	ppm	ASTM D5185m	5	0	0	<1
Molybdenum	ppm	ASTM D5185m	50	59	60	56
Manganese	ppm	ASTM D5185m	0	<1	<1	<1
Magnesium	ppm	ASTM D5185m	560	683	667	607
Calcium	ppm	ASTM D5185m	1510	1875	1881	1677
Phosphorus	ppm	ASTM D5185m	780	1026	972	835
Zinc	ppm	ASTM D5185m	870	1171	1134	1010
Sulfur	ppm	ASTM D5185m	2040	2588	2905	2514
Oxidation	Abs/.1mm	*ASTM D7414	>25	34.0	28.2	25.2
Base Number (BN)	mg KOH/g	ASTM D2896	10.2	2.6	3.2	4.4
Visc @ 100°C	cSt	ASTM D445	15.1	15.5	15.6	15.6

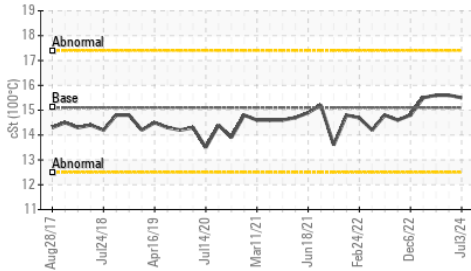
FT-IR (Direct Trend)



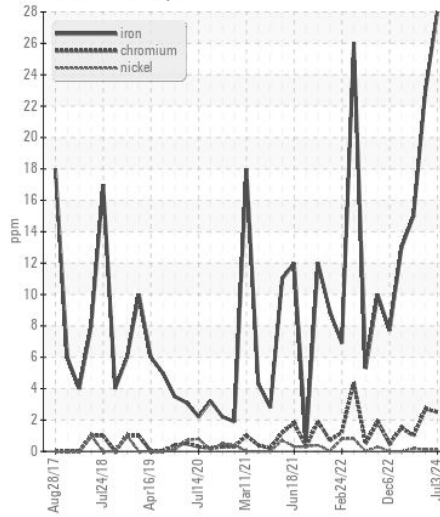
Base Number



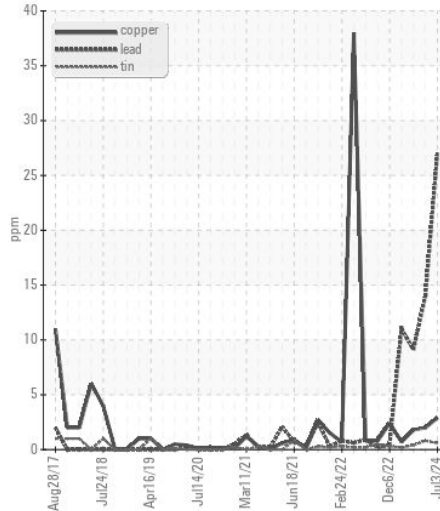
Viscosity @ 100°C



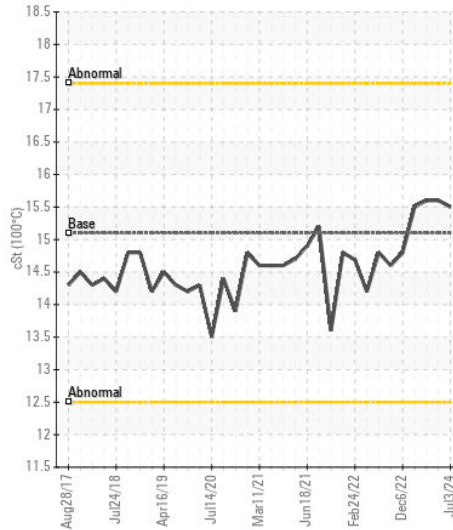
Ferrous Alloys



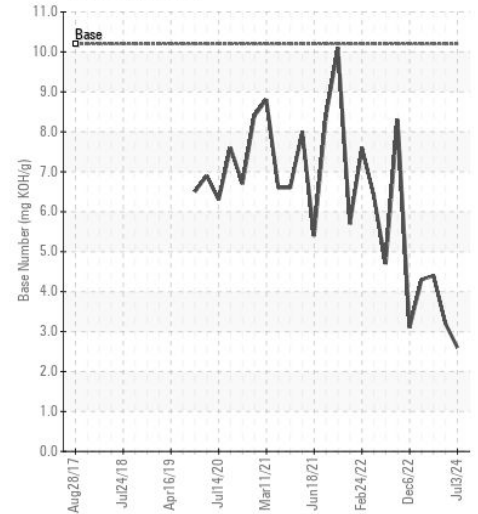
Non-ferrous Metals



Viscosity @ 100°C



Base Number



Certificate L2367

Laboratory : WearCheck USA - 501 Madison Ave., Cary, NC 27513
Sample No. : GFL0125694
Lab Number : 06229962
Unique Number : 11113455
Test Package : FLEET

Received : 08 Jul 2024
Tested : 09 Jul 2024
Diagnosed : 09 Jul 2024 - Don Baldrige

GFL Environmental - 030 - Conway Myrtle Beach
 3010 HWY 378
 Conway, SC
 US 29527
 Contact: ARCILIO RUEZ
 aruiz@gflenv.com

To discuss this sample report, contact Customer Service at 1-800-237-1369.

* - Denotes test methods that are outside of the ISO 17025 scope of accreditation.

Statements of conformity to specifications are based on the simple acceptance decision rule (JCGM 106:2012)

T:
F: