



TRAAP

Texas Refinery Advanced Analysis Program

OIL ANALYSIS REPORT

WEAR	NORMAL
CONTAMINATION	NORMAL
FLUID CONDITION	NORMAL

Machine Id

75

Component

Rear Differential

Fluid

TRC MOLY ULTRA-TEC GEAR OIL 85W140 (10 GAL)

RECOMMENDATION

Resample at the next service interval to monitor.

Test	UOM	Method	Limit/Abn	Current	History1	History2
Sample Number		Client Info		TR0001525	TR0001361	TR0001239
Sample Date		Client Info		03 Jul 2024	08 Apr 2024	14 Nov 2023
Machine Age	hrs	Client Info		20861	20519	19490
Oil Age	hrs	Client Info		20861	20519	19490
Filter Age	hrs	Client Info		0	0	0
Oil Changed		Client Info		Not Changd	Not Changd	Not Changd
Filter Changed		Client Info		N/A	N/A	N/A
Sample Status				NORMAL	ABNORMAL	ABNORMAL

WEAR

All component wear rates are normal.

Iron	ppm	ASTM D5185m	>500	102	237	95
Chromium	ppm	ASTM D5185m	>10	<1	1	<1
Nickel	ppm	ASTM D5185m	>10	<1	1	<1
Titanium	ppm	ASTM D5185m		<1	<1	<1
Silver	ppm	ASTM D5185m		<1	0	0
Aluminum	ppm	ASTM D5185m	>25	2	5	2
Lead	ppm	ASTM D5185m	>25	0	<1	0
Copper	ppm	ASTM D5185m	>100	1	<1	<1
Tin	ppm	ASTM D5185m	>10	<1	<1	0
Vanadium	ppm	ASTM D5185m		<1	0	<1
White Metal	scalar	*Visual	NONE	NONE	NONE	NONE
Yellow Metal	scalar	*Visual	NONE	NONE	NONE	NONE

CONTAMINATION

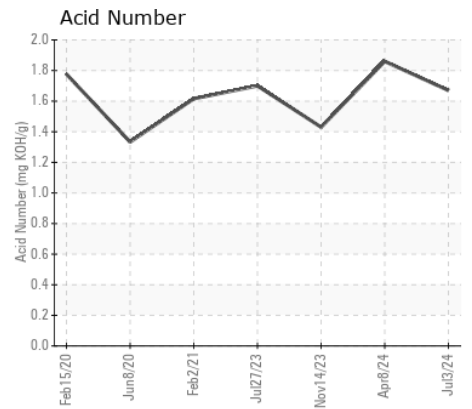
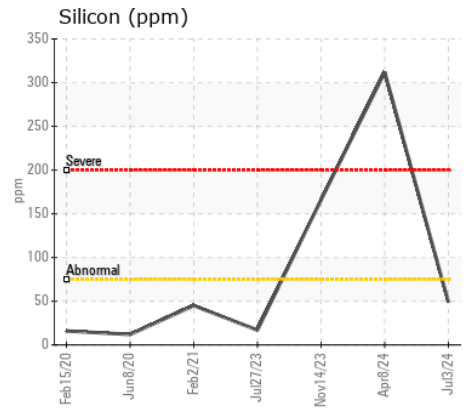
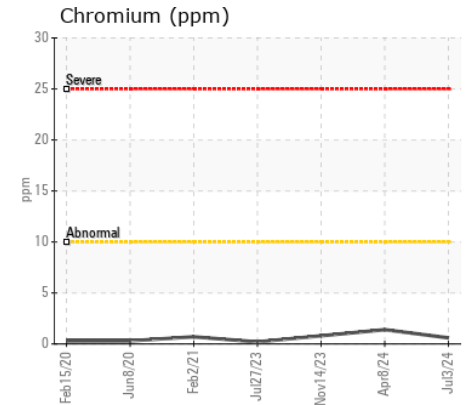
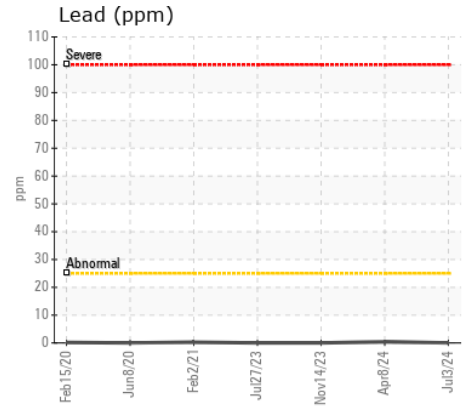
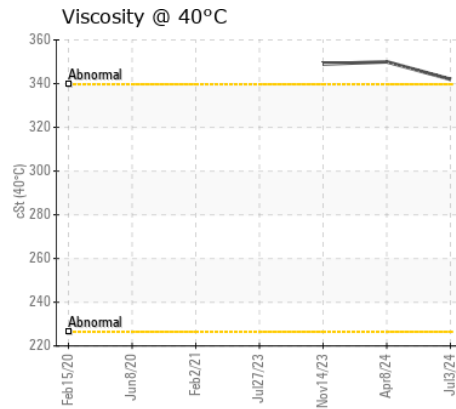
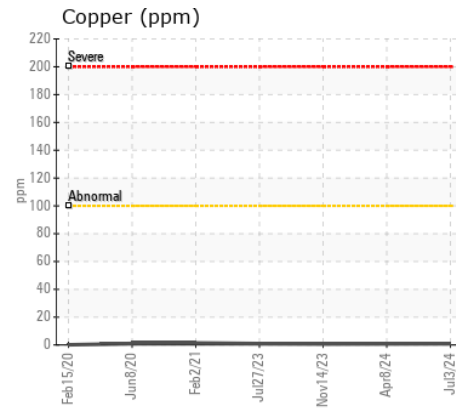
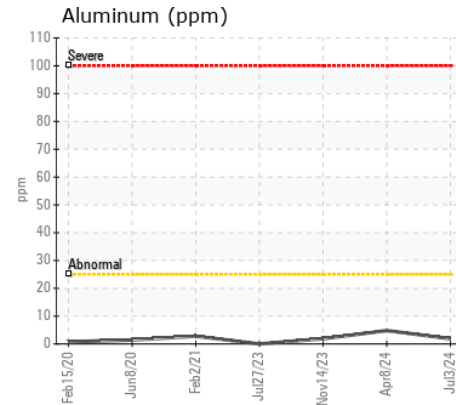
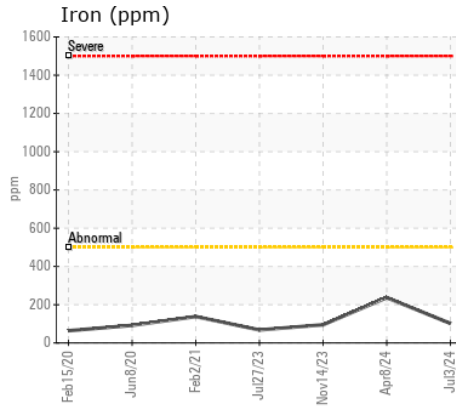
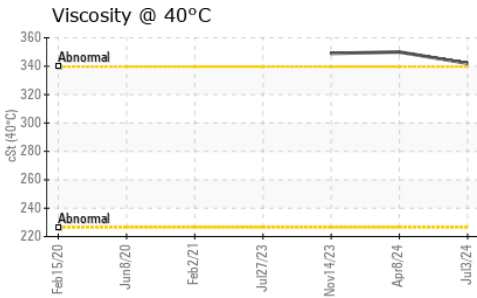
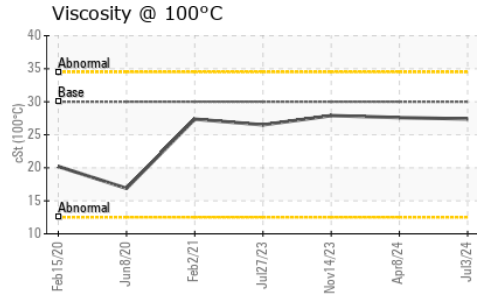
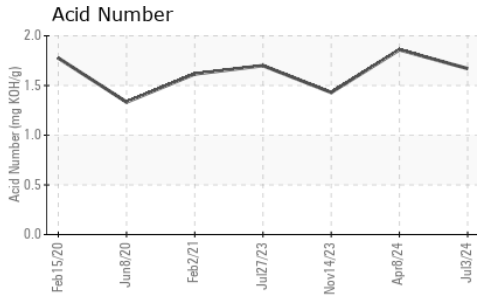
There is no indication of any contamination in the oil.

Silicon	ppm	ASTM D5185m	>75	49	▲ 312	▲ 166
Potassium	ppm	ASTM D5185m	>20	3	4	1
Water		WC Method	>.2	NEG	NEG	NEG
Silt	scalar	*Visual	NONE	NONE	NONE	NONE
Debris	scalar	*Visual	NONE	NONE	NONE	NONE
Sand/Dirt	scalar	*Visual	NONE	NONE	NONE	NONE
Appearance	scalar	*Visual	NORML	NORML	NORML	NORML
Odor	scalar	*Visual	NORML	NORML	NORML	NORML
Emulsified Water	scalar	*Visual	>.2	NEG	NEG	NEG

FLUID CONDITION

The AN level is acceptable for this fluid. The condition of the oil is suitable for further service.

Sodium	ppm	ASTM D5185m		1	2	2
Boron	ppm	ASTM D5185m		257	326	303
Barium	ppm	ASTM D5185m		0	0	0
Molybdenum	ppm	ASTM D5185m		11	85	51
Manganese	ppm	ASTM D5185m		2	3	2
Magnesium	ppm	ASTM D5185m		2	3	0
Calcium	ppm	ASTM D5185m		42	102	5
Phosphorus	ppm	ASTM D5185m		1037	1234	985
Zinc	ppm	ASTM D5185m		29	28	0
Sulfur	ppm	ASTM D5185m		20316	24585	21076
Acid Number (AN)	mg KOH/g	ASTM D8045		1.67	1.86	1.43
Visc @ 40°C	cSt	ASTM D445		342	350	349
Visc @ 100°C	cSt	ASTM D445	30	27.4	27.6	27.9
Viscosity Index (VI)	Scale	ASTM D2270	105	107	106	108



Certificate L2367

Laboratory : WearCheck USA - 501 Madison Ave., Cary, NC 27513
Sample No. : TR0001525 **Received** : 08 Jul 2024
Lab Number : 06230334 **Tested** : 09 Jul 2024
Unique Number : 11113827 **Diagnosed** : 10 Jul 2024 - Don Baldridge
Test Package : MOB 2 (Additional Tests: KV100, VI)

S S CONCRETE MATERIALS LLC
P.O. BOX 23283
BULLHEAD CITY, AZ
US 86439
Contact: MARK OPHEIM

To discuss this sample report, contact Customer Service at 1-800-827-0711.

* - Denotes test methods that are outside of the ISO 17025 scope of accreditation.

Statements of conformity to specifications are based on the simple acceptance decision rule (JCGM 106:2012)

T:
F: (928)754-1991