



OIL ANALYSIS REPORT

WEAR	NORMAL
CONTAMINATION	NORMAL
FLUID CONDITION	NORMAL

Area
{UNASSIGNED}
Machine Id
PETERBILT 117351
Component
Diesel Engine
Fluid
CHEVRON 15W40 (27 QTS)

RECOMMENDATION

Resample at the next service interval to monitor.

Test	UOM	Method	Limit/Abn	Current	History1	History2
Sample Number		Client Info		RPL0009904	RPL0009871	RPL0009844
Sample Date		Client Info		07 Jun 2024	06 Oct 2023	03 Jul 2023
Machine Age	mls	Client Info		147017	147017	147017
Oil Age	mls	Client Info		147017	147017	15757
Filter Age	mls	Client Info		0	0	15757
Oil Changed		Client Info		N/A	N/A	Changed
Filter Changed		Client Info		N/A	N/A	Changed
Sample Status				NORMAL	NORMAL	NORMAL

WEAR

All component wear rates are normal.

Iron	ppm	ASTM D5185m	>100	19	17	20
Chromium	ppm	ASTM D5185m	>20	<1	<1	<1
Nickel	ppm	ASTM D5185m	>4	0	<1	<1
Titanium	ppm	ASTM D5185m		0	<1	0
Silver	ppm	ASTM D5185m	>3	0	0	0
Aluminum	ppm	ASTM D5185m	>20	6	4	8
Lead	ppm	ASTM D5185m	>40	0	<1	<1
Copper	ppm	ASTM D5185m	>330	<1	1	<1
Tin	ppm	ASTM D5185m	>15	0	<1	<1
Vanadium	ppm	ASTM D5185m		0	0	0
White Metal	scalar	*Visual	NONE	NONE	NONE	NONE
Yellow Metal	scalar	*Visual	NONE	NONE	NONE	NONE

CONTAMINATION

There is no indication of any contamination in the oil.

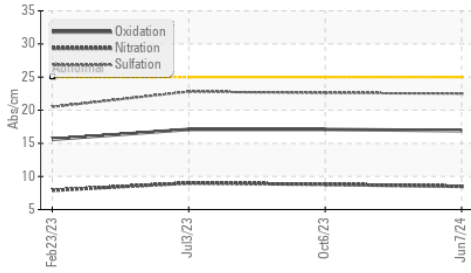
Silicon	ppm	ASTM D5185m	>25	7	9	6
Potassium	ppm	ASTM D5185m	>20	7	6	9
Fuel		WC Method	>5	<1.0	<1.0	<1.0
Water		WC Method	>0.2	NEG	NEG	NEG
Glycol		WC Method		NEG	NEG	NEG
Soot %	%	*ASTM D7844	>3	0.5	0.5	0.5
Nitration	Abs/cm	*ASTM D7624	>20	8.5	8.8	9.0
Sulfation	Abs/.1mm	*ASTM D7415	>30	22.5	22.6	22.8
Silt	scalar	*Visual	NONE	NONE	NONE	NONE
Debris	scalar	*Visual	NONE	NONE	NONE	NONE
Sand/Dirt	scalar	*Visual	NONE	NONE	NONE	NONE
Appearance	scalar	*Visual	NORML	NORML	NORML	NORML
Odor	scalar	*Visual	NORML	NORML	NORML	NORML
Emulsified Water	scalar	*Visual	>0.2	NEG	NEG	NEG

FLUID CONDITION

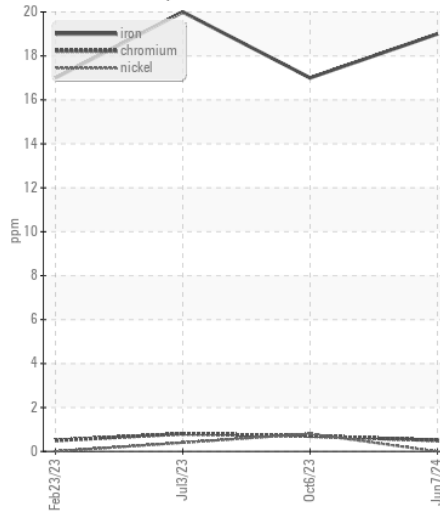
The BN result indicates that there is suitable alkalinity remaining in the oil. The condition of the oil is suitable for further service.

Sodium	ppm	ASTM D5185m	>50	2	0	0
Boron	ppm	ASTM D5185m		249	226	236
Barium	ppm	ASTM D5185m		0	0	0
Molybdenum	ppm	ASTM D5185m		91	84	91
Manganese	ppm	ASTM D5185m		<1	<1	<1
Magnesium	ppm	ASTM D5185m		431	385	389
Calcium	ppm	ASTM D5185m		1649	1388	1417
Phosphorus	ppm	ASTM D5185m		1165	923	1044
Zinc	ppm	ASTM D5185m		1436	1265	1311
Sulfur	ppm	ASTM D5185m		3940	3348	3581
Oxidation	Abs/.1mm	*ASTM D7414	>25	16.9	17.1	17.1
Base Number (BN)	mg KOH/g	ASTM D2896		6.5	6.6	6.3
Visc @ 100°C	cSt	ASTM D445	14.4	13.1	12.9	13.1

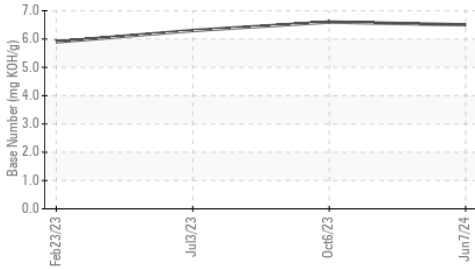
FT-IR (Direct Trend)



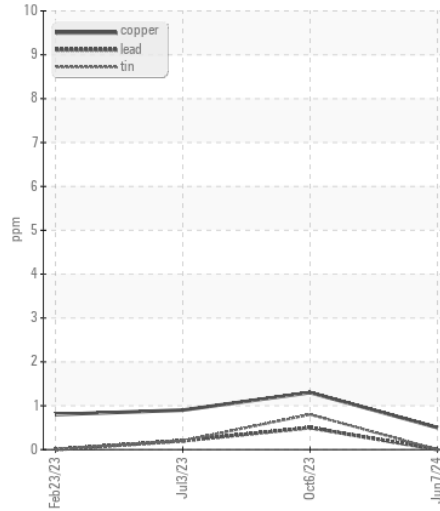
Ferrous Alloys



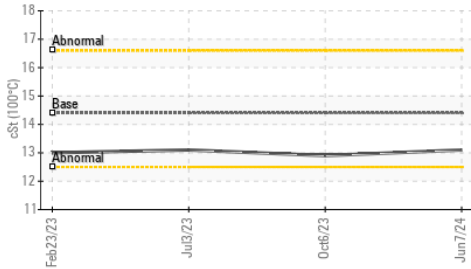
Base Number



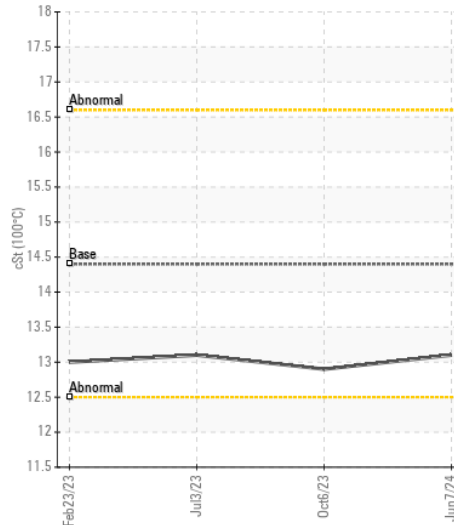
Non-ferrous Metals



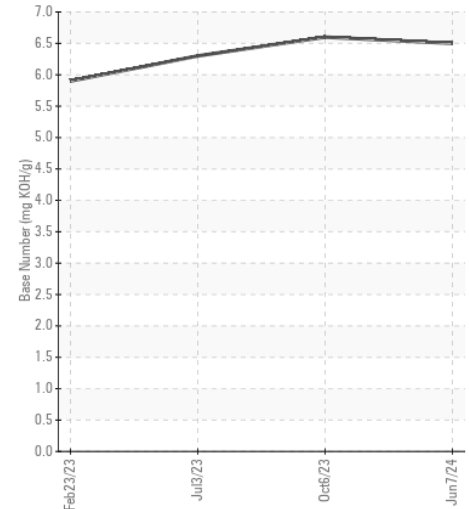
Viscosity @ 100°C



Viscosity @ 100°C



Base Number



Certificate L2367

Laboratory : WearCheck USA - 501 Madison Ave., Cary, NC 27513
Sample No. : RPL0009904
Lab Number : 06231110
Unique Number : 11114603
Test Package : FLEET

Received : 08 Jul 2024
Tested : 10 Jul 2024
Diagnosed : 10 Jul 2024 - Wes Davis

RTL PACLEASE - 7019 - Birmingham
 601 Republic Circle
 Birmingham, AL
 US 35214
 Contact: Johnathan King
 KingJ1@RushEnterprises.com

To discuss this sample report, contact Customer Service at 1-800-237-1369.

* - Denotes test methods that are outside of the ISO 17025 scope of accreditation.

Statements of conformity to specifications are based on the simple acceptance decision rule (JCGM 106:2012)

T:
F: